
HUACHENG
深圳市华成工业控制股份有限公司
Shenzhen Huacheng Industrol Inc.,LTD
STOP

CHENG



⚠	

⚠	
⚠	

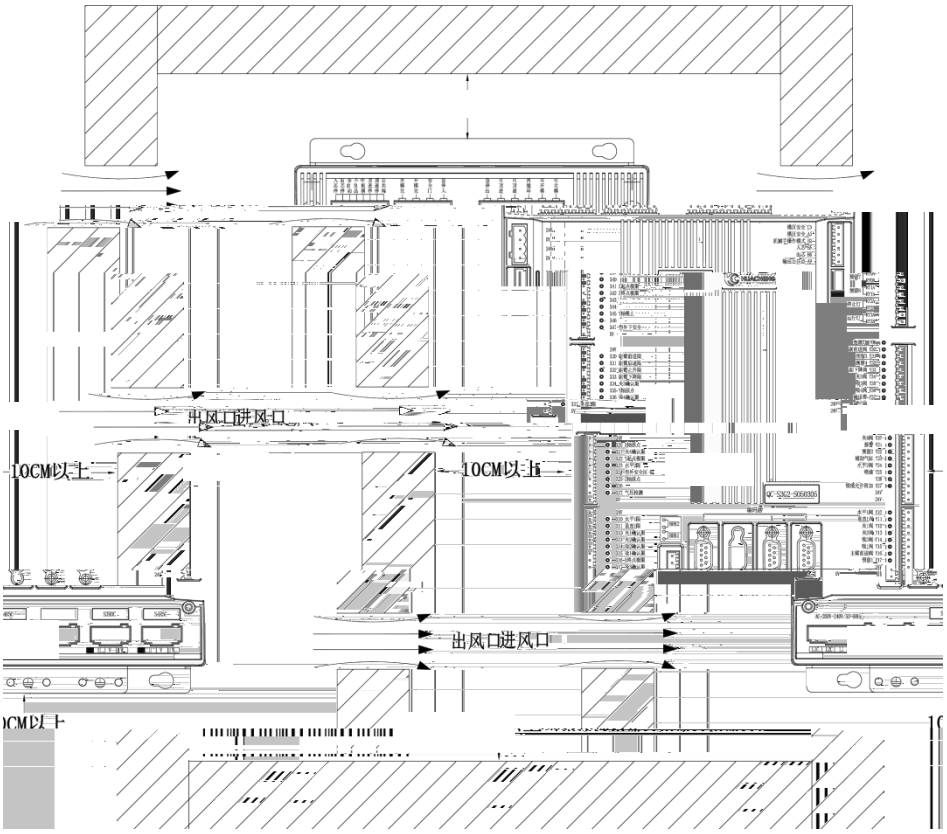
出风口进风口
10CM以上
10CM以上
出风口进风口

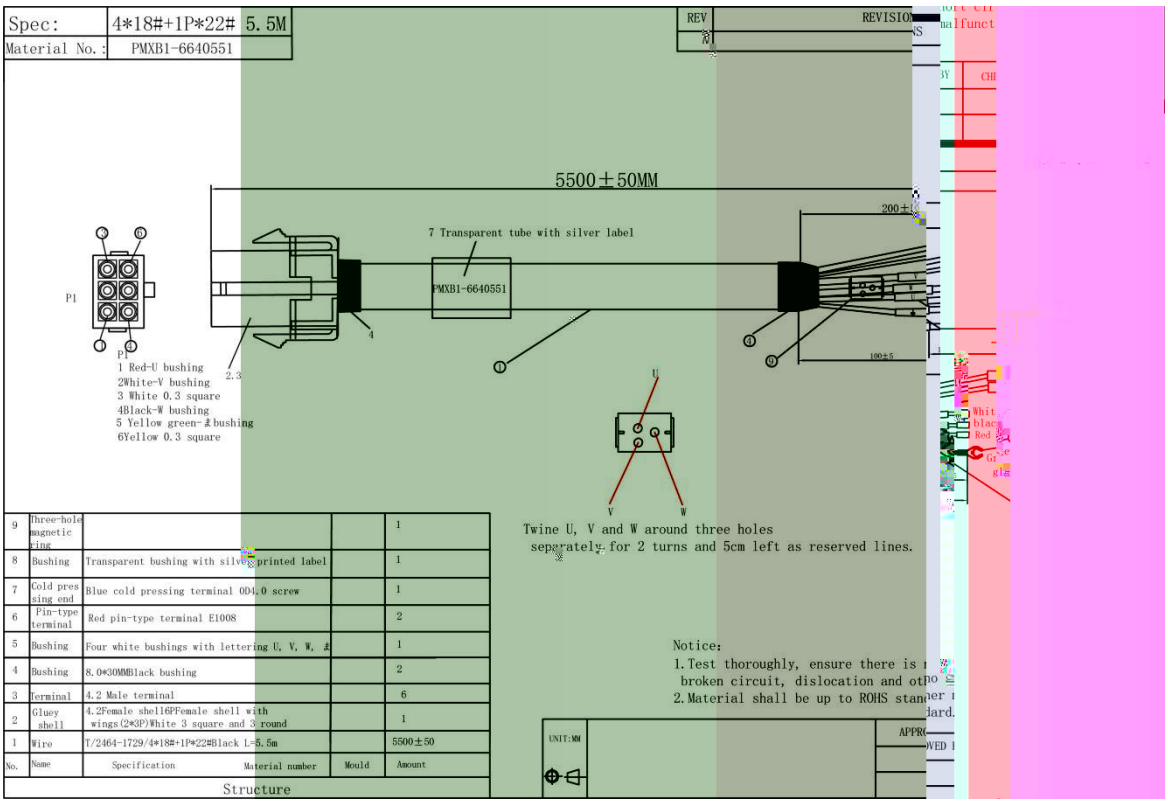
Spec: 4*18#+1P*22# 5.5M
Material No.: PMXB1-6640551
REV
REVISIO
5500±50MM
200±
7 Transparent tube with silver label
PMXB1-6640551
P1
1 Red-U bushing
2White-V bushing
3 White 0.3 square
4Black-W bushing
5 Yellow green-⏚bushing
6Yellow 0.3 square
100±5
U
V
W
Twine U, V and W around three holes separately for 2 turns and 5cm left as reserved lines.
Notice:
1.Test thoroughly, ensure there is
broken circuit, dislocation and ot
2.Material shall be up to ROHS stan
UNIT:MM
APPR
VED
9 Three-hole magnetic ring 1
8 Bushing Transparent bushing with silver printed label 1
7 Cold pressing end Blue cold pressing terminal OD4.0 screw 1
6 Pin-type terminal Red pin-type terminal E1008 2
5 Bushing Four white bushings with lettering U, V, W, ⏚ 1
4 Bushing 8.0*30MMBlack bushing 2
3 Terminal 4.2 Male terminal 6
2 Gluey shell 4.2Female shell6PFemale shell with wings(2*3P)White 3 square and 3 round 1
1 Wire T/2464-1729/4*18#+1P*22#Black L=5.5m 5500±50
No. Name Specification Material number Mould Amount
Structure

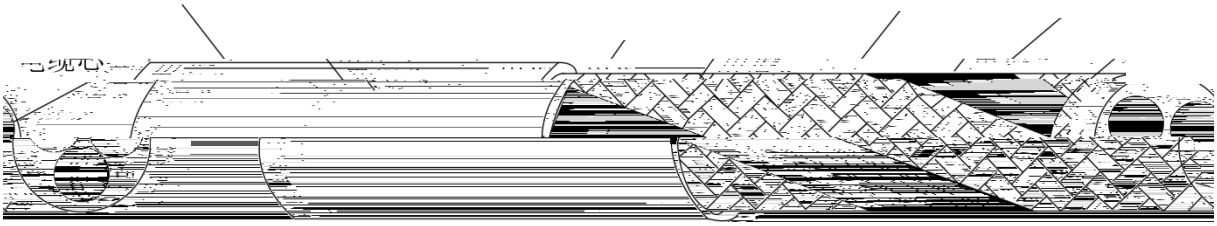

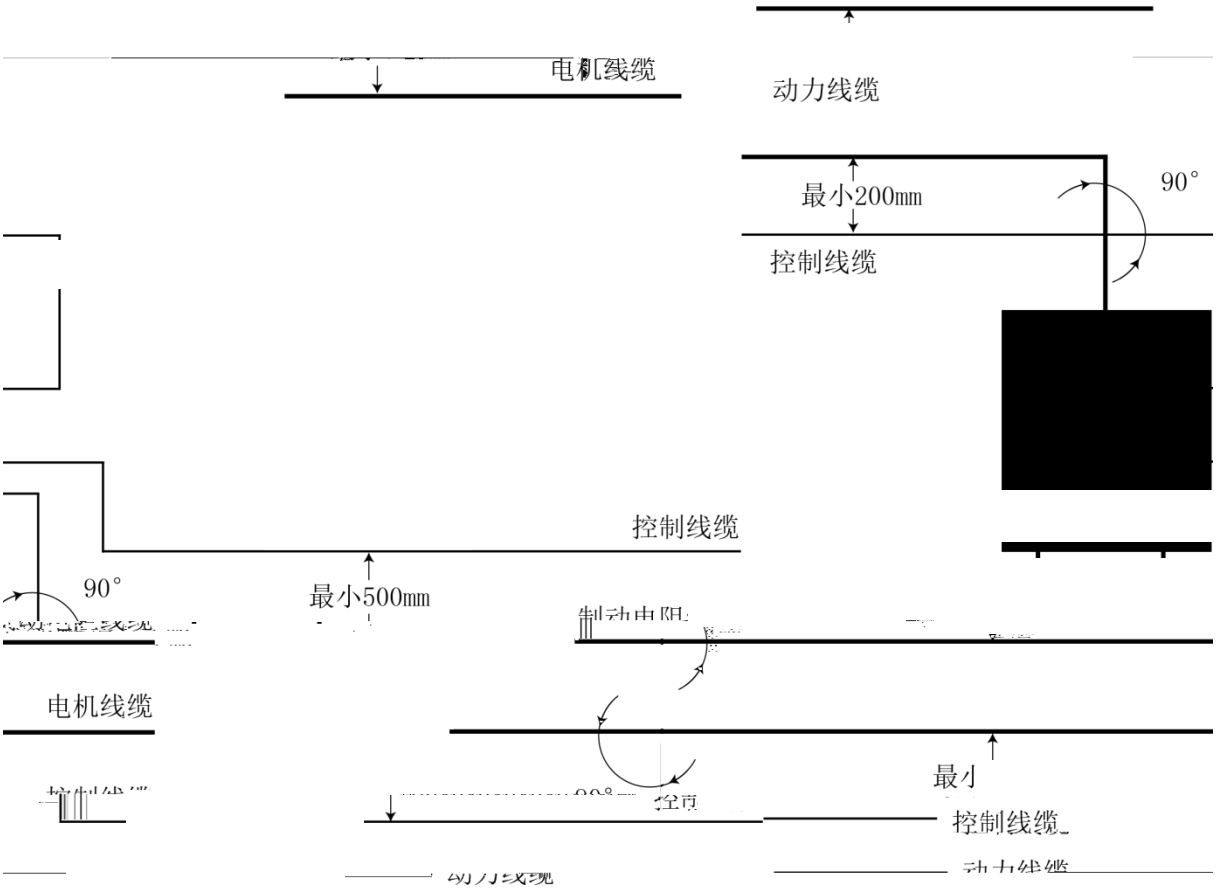
电机线缆
动力线缆
最小200mm
90°
控制线缆
控制线缆
90°
最小500mm
电机线缆
控制线缆

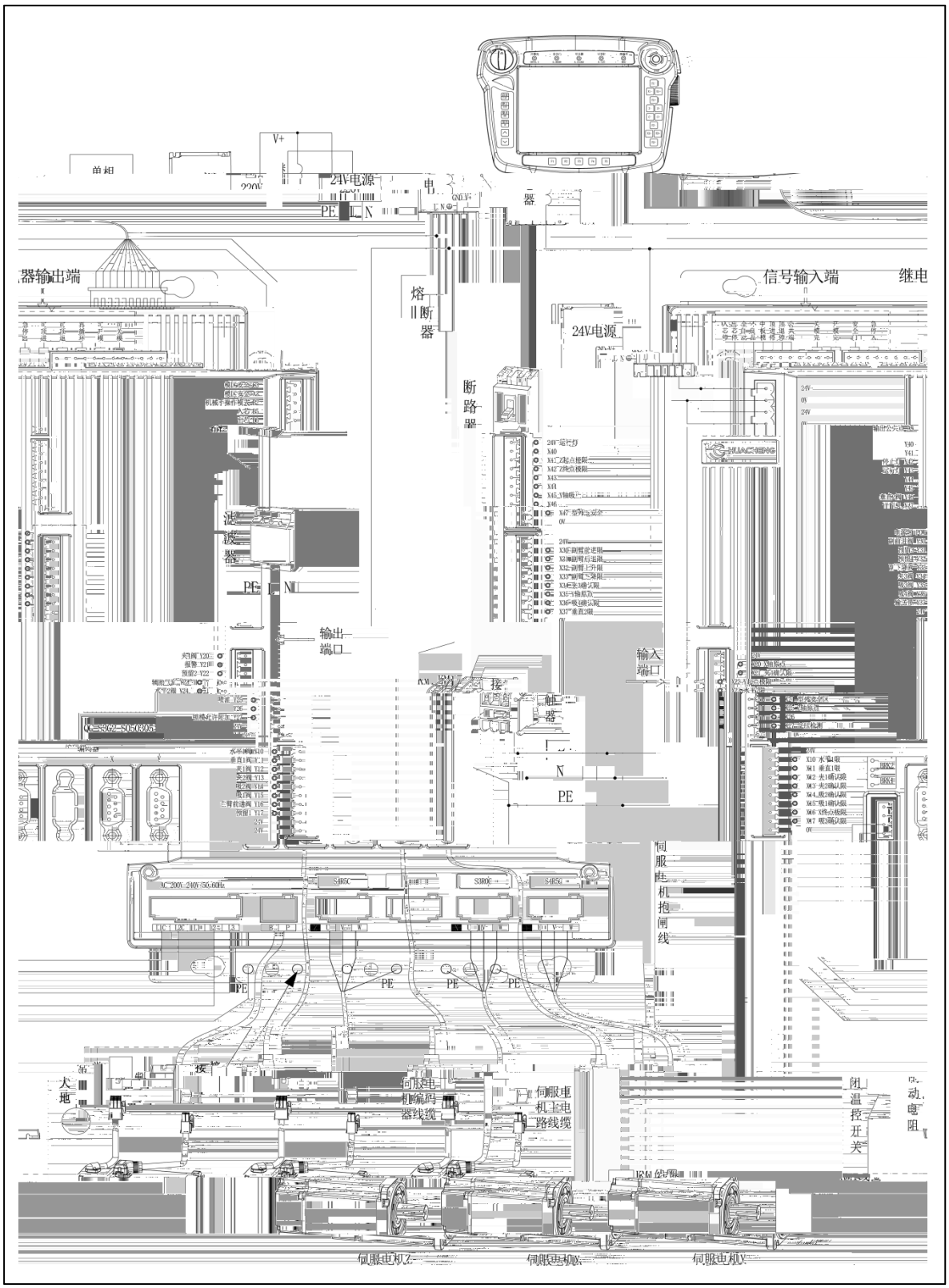
24V电源
器输出端
信号输入端
继电
熔断器
断路器
24V电源
输出端口
输入端口
接触器
伺服电机抱闸线
伺服电机编码器线缆
伺服电机主电路线缆
闭温控开关
动电阻
伺服电机Z
伺服电机X
伺服电机Y

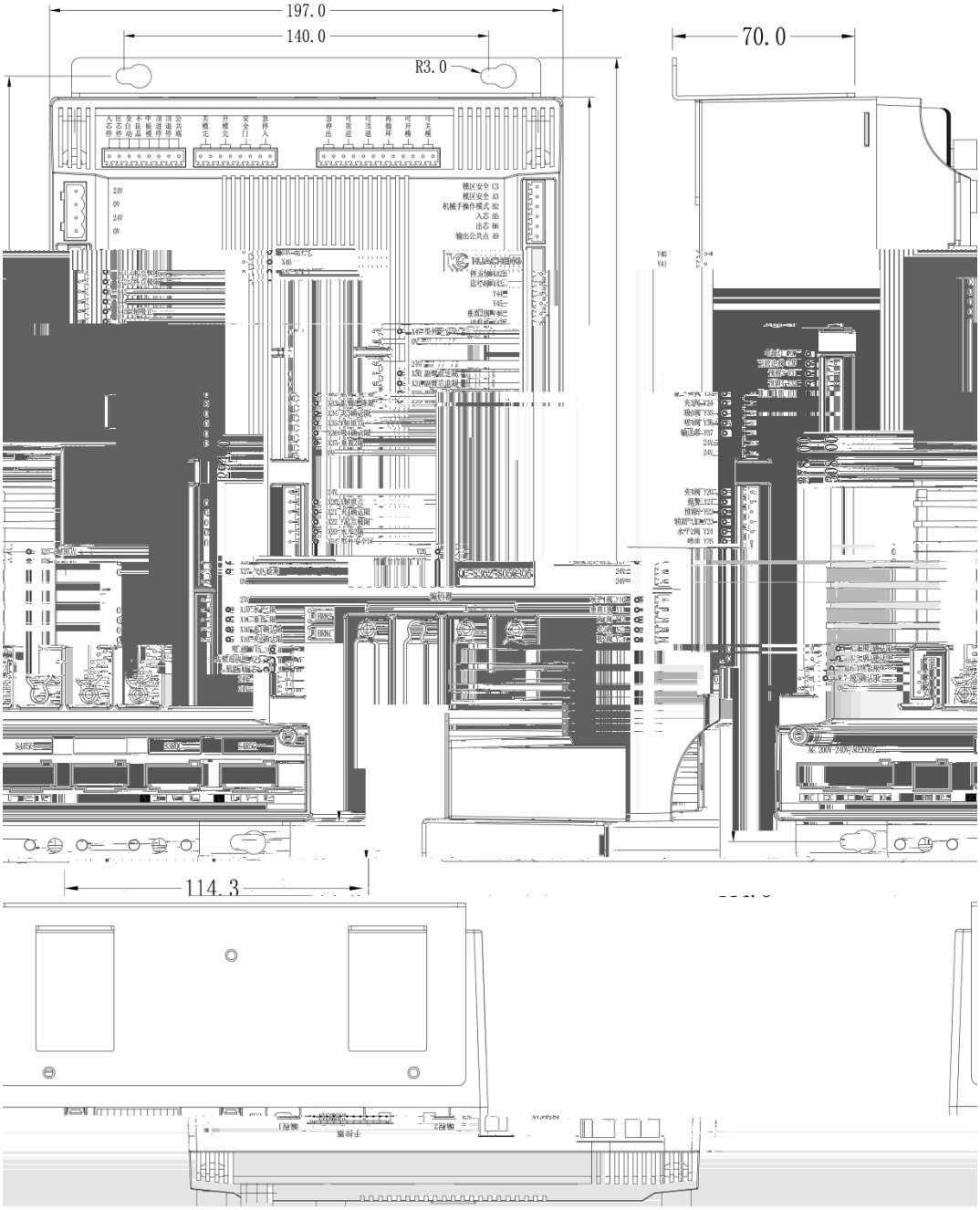
197.0
140.0
R3.0
70.0
114.3

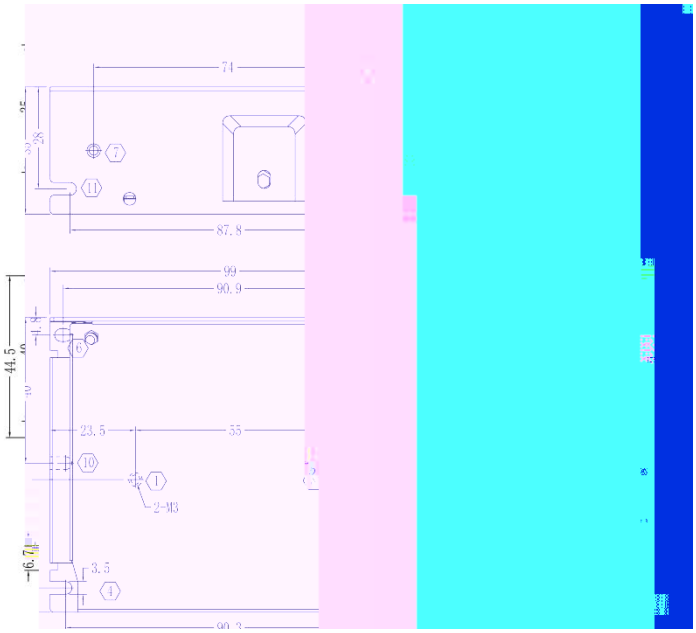
74
87.8
99
90.9
44.5
23.5
55
2-M3
3.5

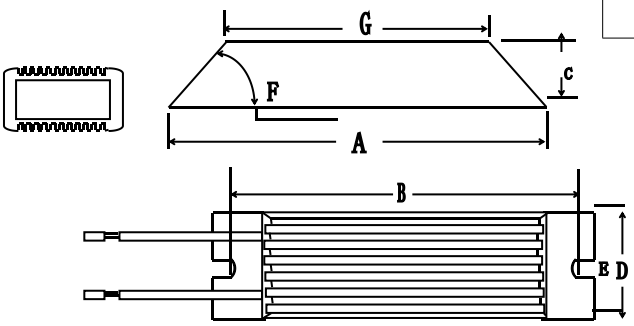
G
F
C
A
B
E
D

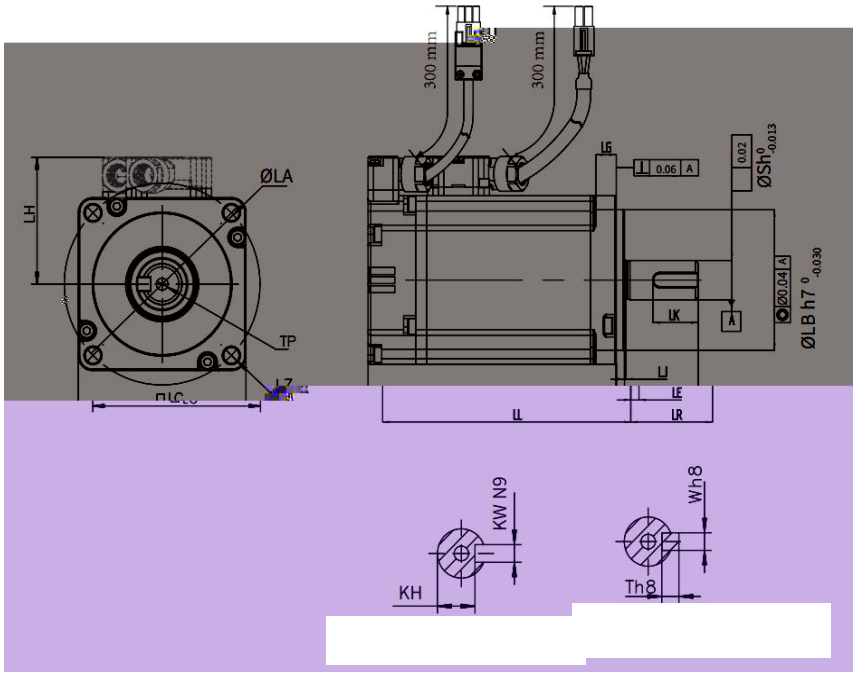
300 mm
300 mm
ØLA
LH
TP
LG
0.06 A
0.02
ØSh0 -0.013
Ø0.04 A
ØLB h7 0 -0.030
LK
A
LJ
LE
LL
LR
KW N9
KH
Wh8
Th8

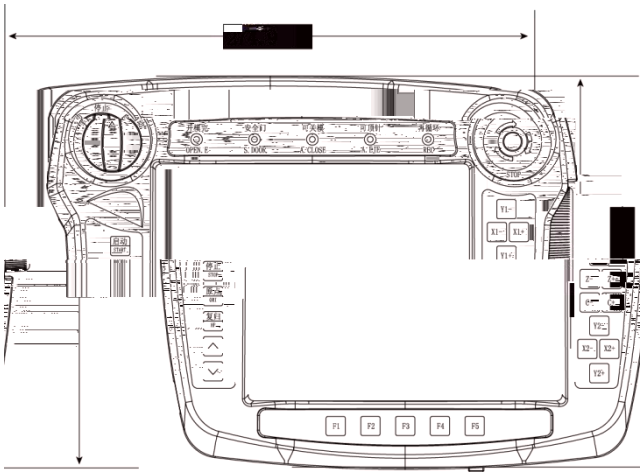
F1
F2
F3
F4
F5

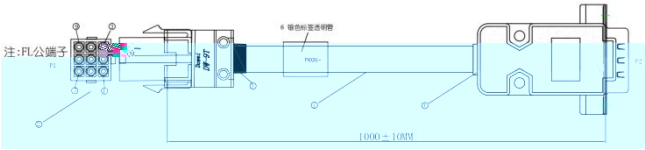
注:FL公端子
P1
6 暗色标签透明管
P2
1000±10MM

L1		L1C	
L2		L2C	
L3			

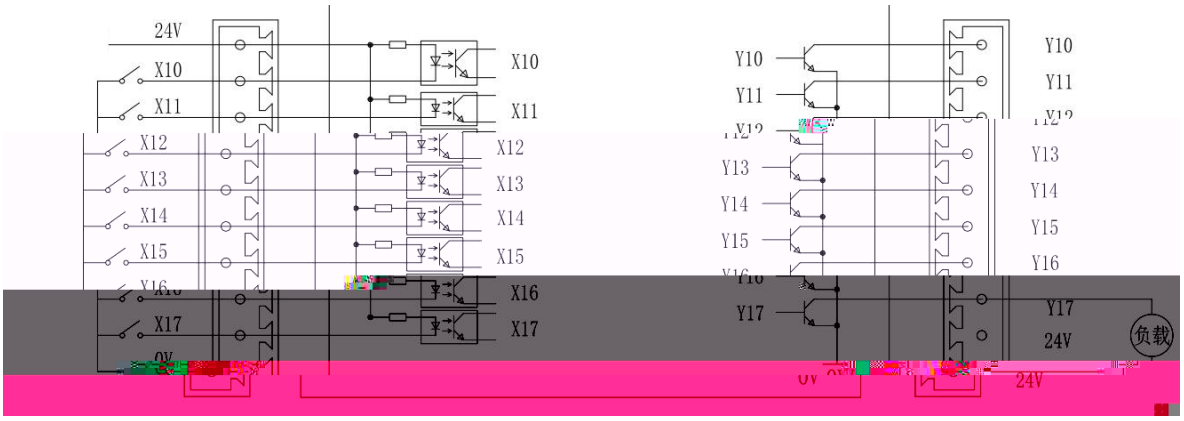

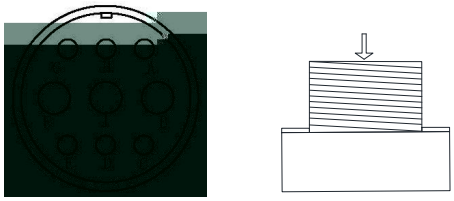

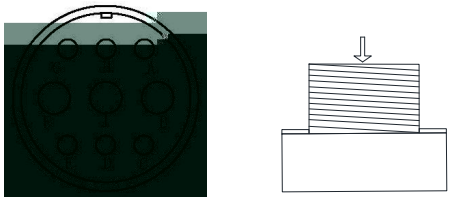

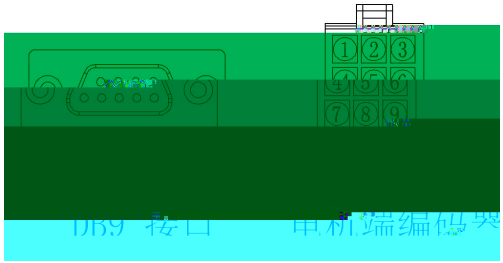
DB9 接口
串口端编码表

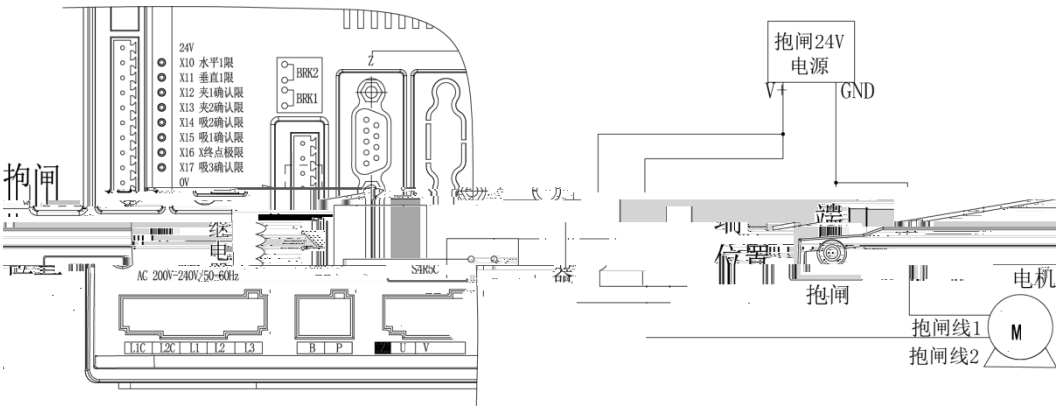
24V
X10 水平1限
X11 垂直1限
X12 夹1确认限
X13 夹2确认限
X14 吸2确认限
X15 吸1确认限
X16 X终点极限
X17 吸3确认限
0V
BRK2
BRK1
AC 200V~240V/50~60Hz
L1C L2C L1 L2 L3
B P
U V
抱闸24V
电源
V+
GND
抱闸
电机
抱闸线1
抱闸线2
M

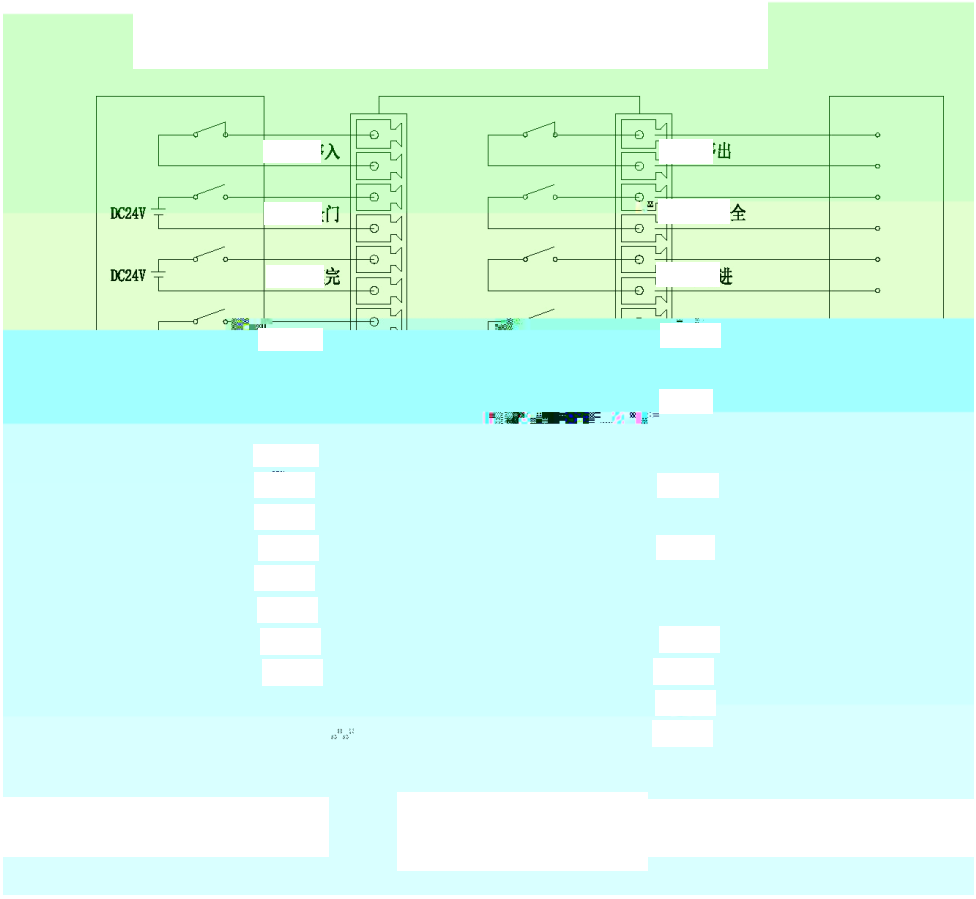
DC24V
DC24V

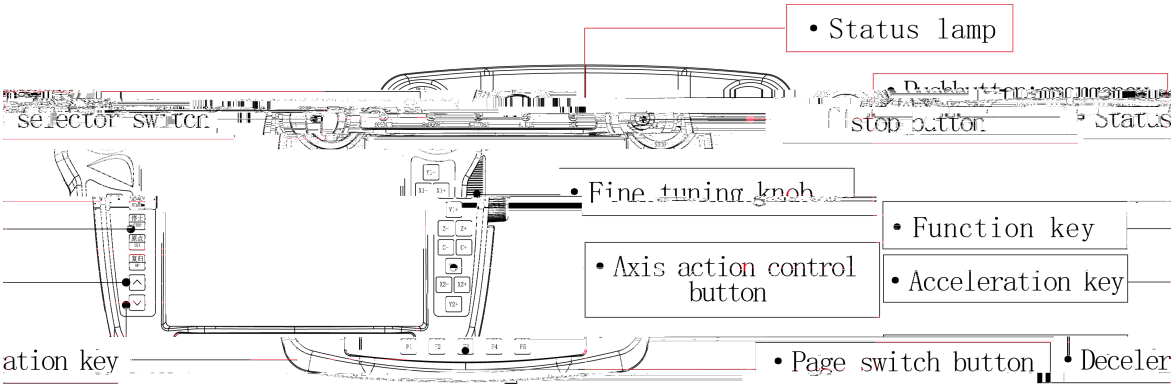
• Status lamp
• Fine tuning knob
• Function key
• Axis action control button
• Acceleration key
• Page switch button
• Deceler

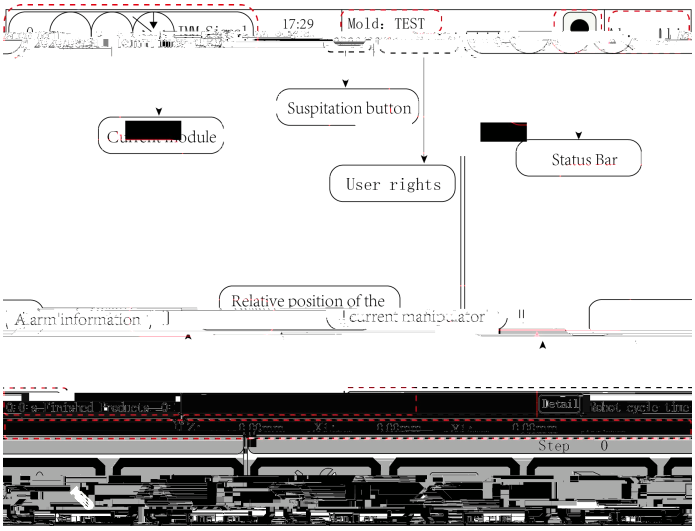
17:29
Mold: TEST
Suspitation button
User rights
Status Bar
Relative position of the
Step 0

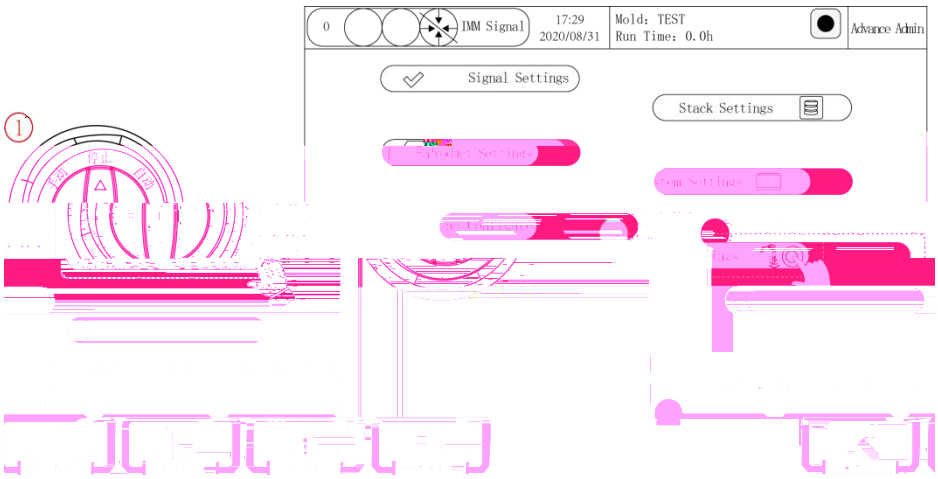
0
IMM Signal
17:29
2020/08/31
Mold: TEST
Run Time: 0.0h
Advance Admin
Signal Settings
Stack Settings
1



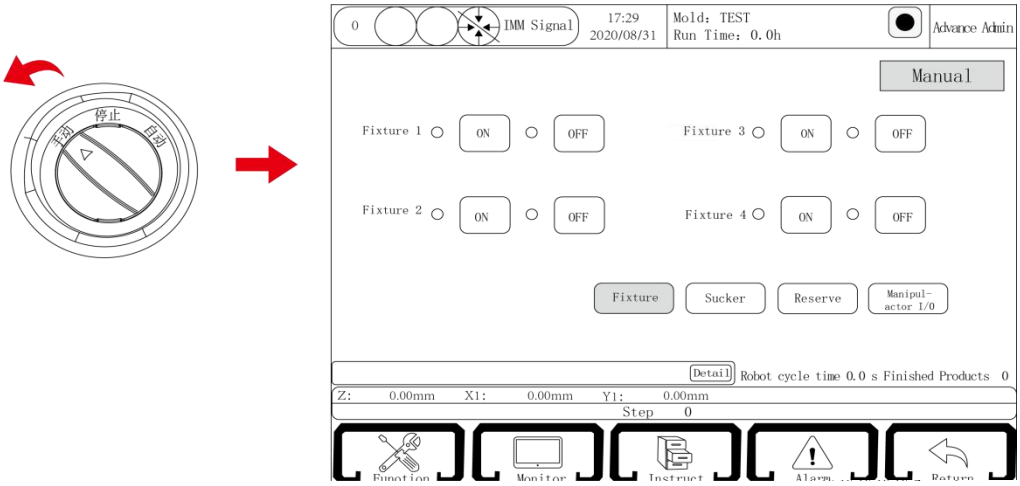
手动
停止
自动
0
IMM Signal
17:29
2020/08/31
Mold: TEST
Run Time: 0.0h
Advance Admin
Manual
Fixture 1
ON
OFF
Fixture 3
ON
OFF
Fixture 2
ON
OFF
Fixture 4
ON
OFF
Fixture
Sucker
Reserve
Manipul-
actor I/O
Detail
Robot cycle time 0.0 s Finished Products 0
Z: 0.00mm X1: 0.00mm Y1: 0.00mm
Step 0

-
-
-

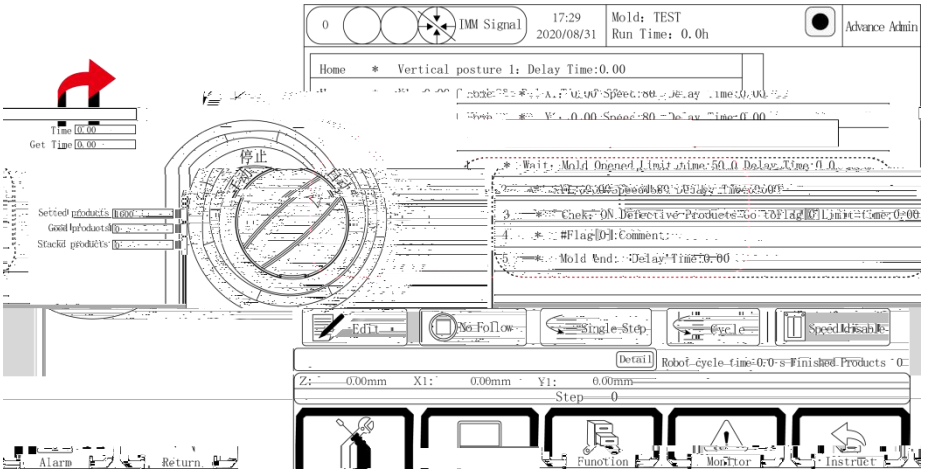
IMM Signal
17:29
2020/08/31
Mold: TEST
Run Time: 0.0h
Advance Admin
Home * Vertical posture 1: Delay Time:0.00
Time 0.00
Get Time 0.00
停止
Setted products 1600
Good products 0
Stacked products 0
Edit
No Follow
Single Step
Cycle
Speed Disable
Detail
Robot cycle time 0.0 s Finished Products 0
Z: 0.00mm X1: 0.00mm Y1: 0.00mm
Step 0
Alarm
Return
Function
Monitor
Instruct

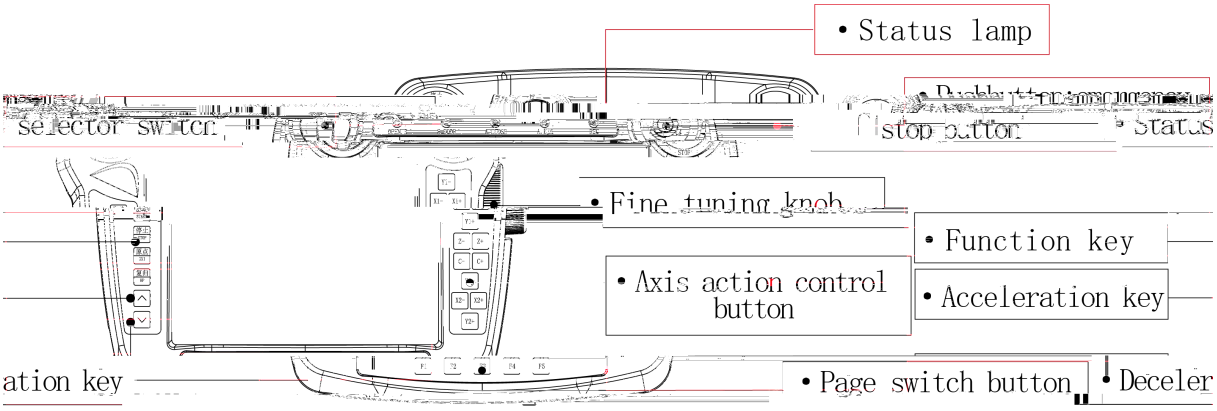
• Status lamp
• Function key
• Axis action control button
• Acceleration key
• Page switch button
• Deceler

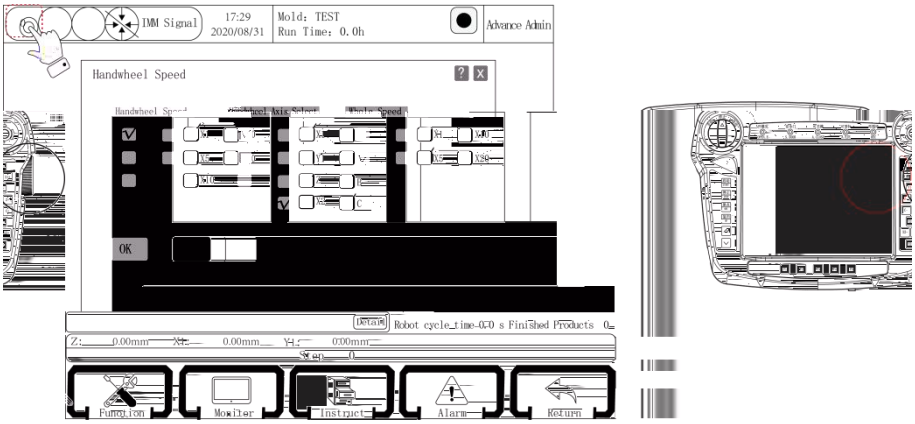
IMM Signal
17:29
2020/08/31
Mold: TEST
Run Time: 0.0h
Advance Admin
Handwheel Speed
OK
Detail
Robot cycle time-0.0 s Finished Products 0
Z: 0.00mm
0.00mm
0.00mm
Function
Monitor
Instruct
Alarm
Return

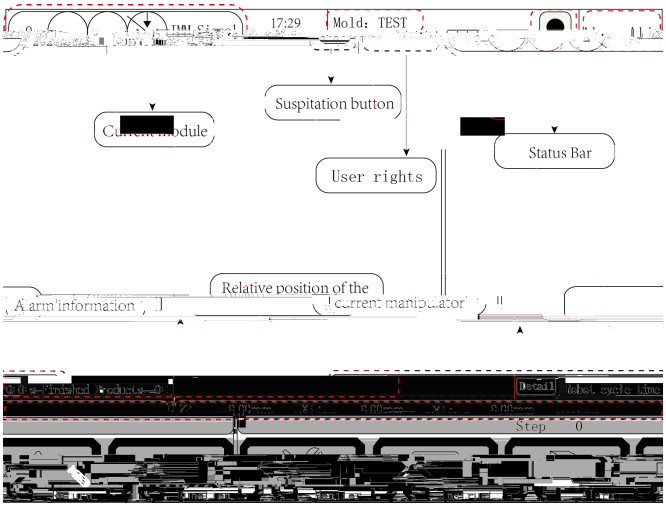
17:29
Mold: TEST
Suspitation button
Status Bar
User rights
Relative position of the
Alarm information
Detail
Step 0

停止

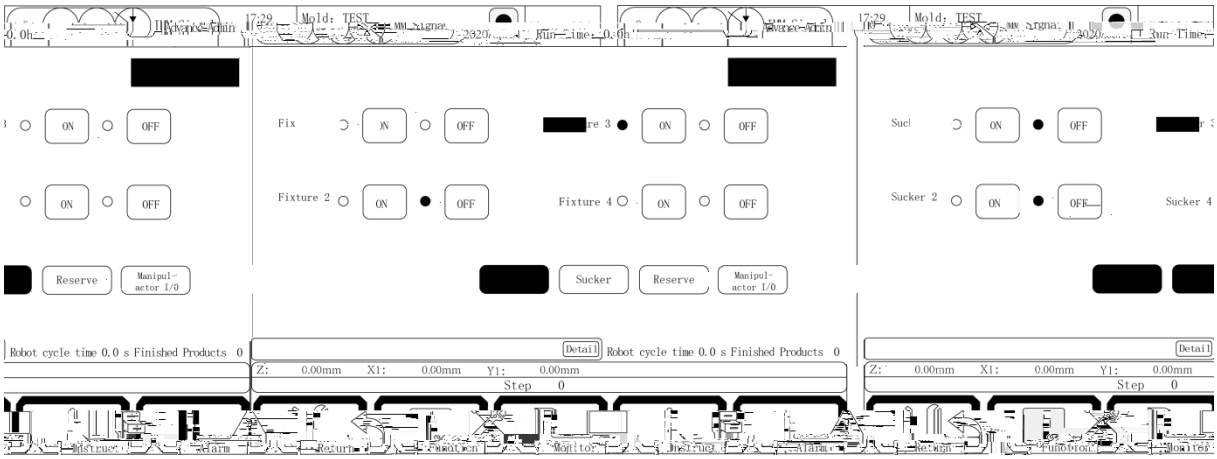
Fix
ON
OFF
Fixture 2
Fixture 4
Sucker 2
Sucker 4
Reserve
Manipul-
actor I/O
Sucker
Detail
Robot cycle time 0.0 s Finished Products 0
Z: 0.00mm X1: 0.00mm Y1: 0.00mm
Step 0

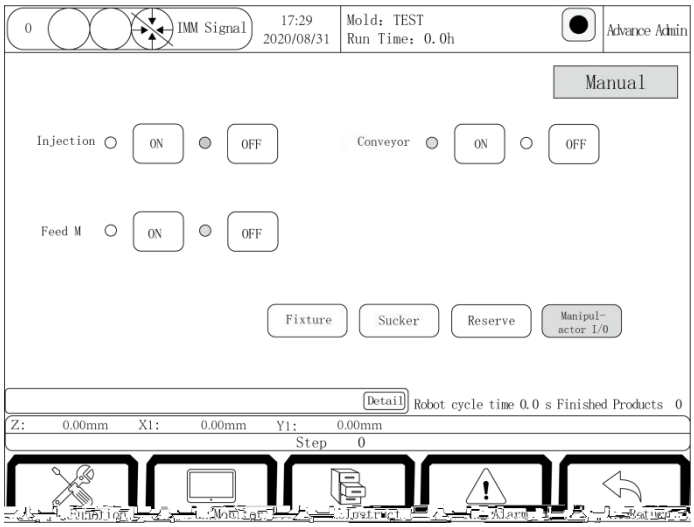
IMM Signal
17:29
2020/08/31
Mold: TEST
Run Time: 0.0h
Advance Admin
Manual
Injection
ON
OFF
Conveyor
Feed M
Fixture
Sucker
Reserve
Manipul-
actor I/O
Detail
Robot cycle time 0.0 s Finished Products 0
Z: 0.00mm X1: 0.00mm Y1: 0.00mm
Step 0

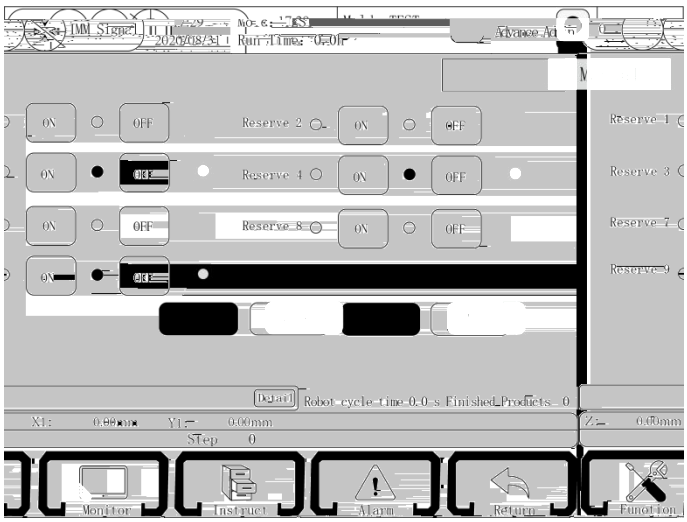
IMM Signal
Reserve 2
Reserve 4
Reserve 8
Reserve 1
Reserve 3
Reserve 7
Detail
Robot cycle time 0.0 s Finished Products 0
Step 0
Monitor
Instruct
Alarm
Return
Function

Warn:

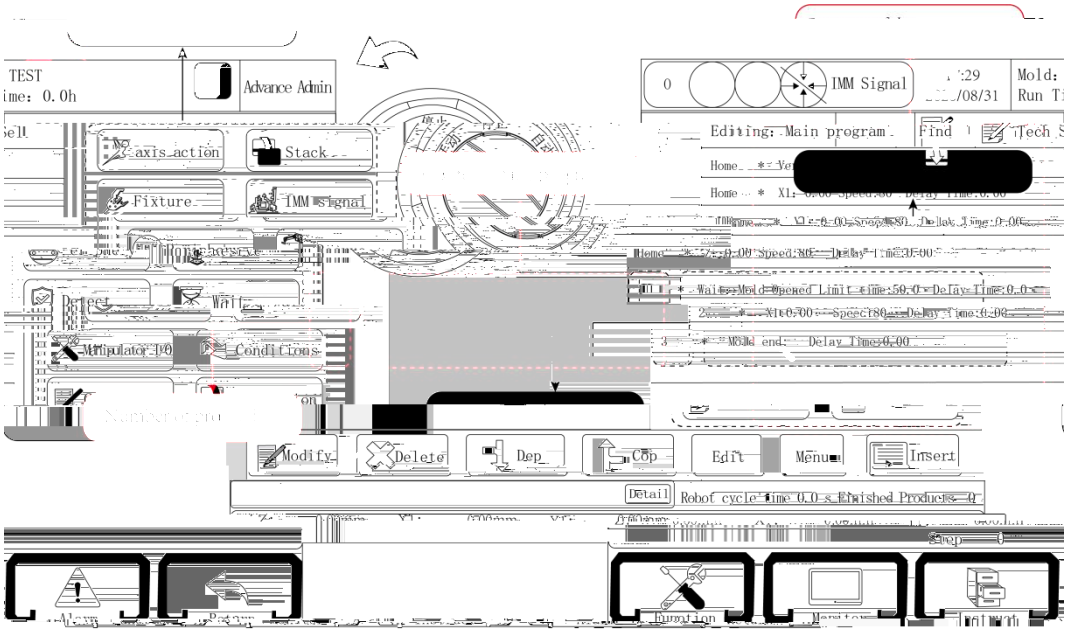
TEST
Advance Admin
axis action
Stack
Fixture
TMM signal
Wait
Manipulator I/O
Conditions
IMM Signal
Mold:
Editing: Main program
Find
Modify
Delete
Dep
Cop
Edit
Menu
Insert
Detail
Robot cycle time 0.0 s Finished Products 0

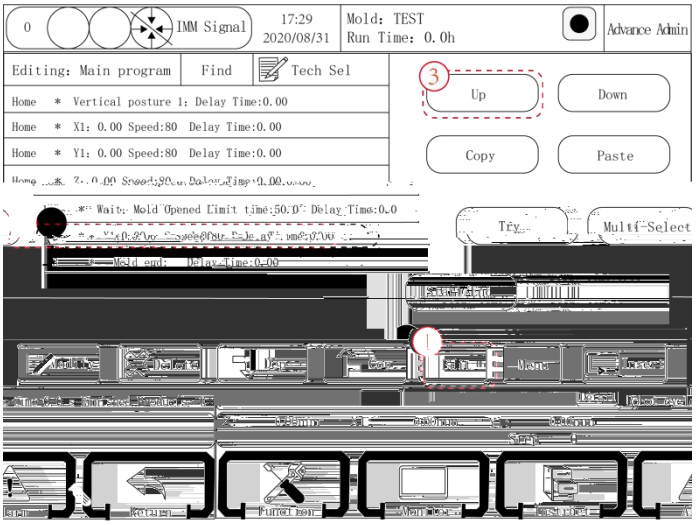
IMM Signal
17:29
2020/08/31
Mold: TEST
Run Time: 0.0h
Advance Admin
Editing: Main program
Find
Tech Sel
Home * Vertical posture 1: Delay Time:0.00
Home * X1: 0.00 Speed:80 Delay Time:0.00
Home * Y1: 0.00 Speed:80 Delay Time:0.00
3
Up
Down
Copy
Paste
Wait: Mold Opened Limit time:50.0 Delay Time:0.0
Mold end: Delay time:0.00
Try
Multi-Select
1

Warn:

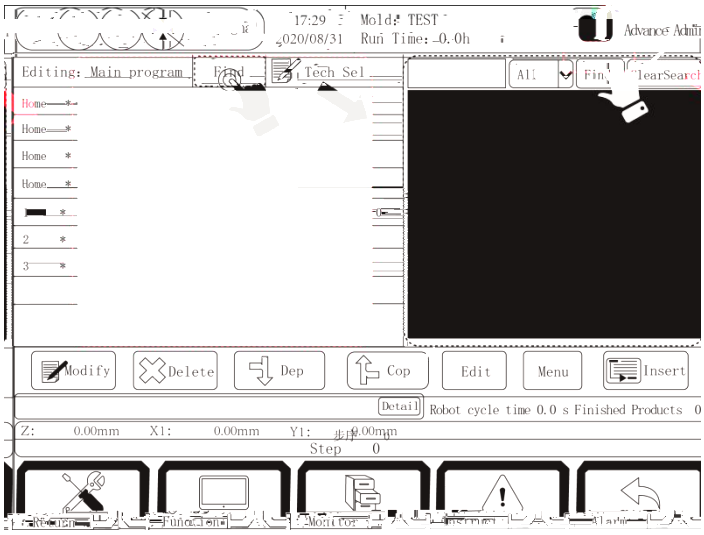
17:29
2020/08/31
Mold: TEST
Run Time: 0.0h
Advance Admin
Editing: Main program
Find
Tech Sel
All
Home *
Home *
Home *
Home *
2 *
3 *
Modify
Delete
Dep
Cop
Edit
Menu
Insert
Detail
Robot cycle time 0.0 s Finished Products 0
Z: 0.00mm X1: 0.00mm Y1: 0.00mm
Step 0

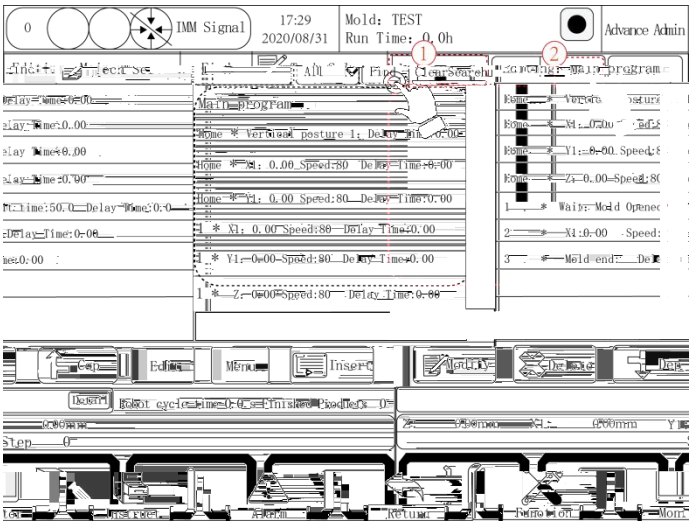
IMM Signal
17:29
2020/08/31
Mold: TEST
Run Time: 0.0h
Advance Admin
Main program
Home * Vertical posture 1; Delay Time:0.00
Home * X1: 0.00 Speed:80 Delay Time:0.00
Home * Y1: 0.00 Speed:80 Delay Time:0.00
Home * Z: 0.00 Speed:80 Delay Time:0.00
* X1: 0.00 Speed:80 Delay Time:0.00
* Y1: 0.00 Speed:80 Delay Time:0.00
* Z: 0.00 Speed:80 Delay Time:0.00
Wait: Mold Opened
Mold end: Delay Time:0.00
Edit
Menu
Insert
Detail
Robot cycle time 0.0 s Finished Products 0
Step: 0
Return

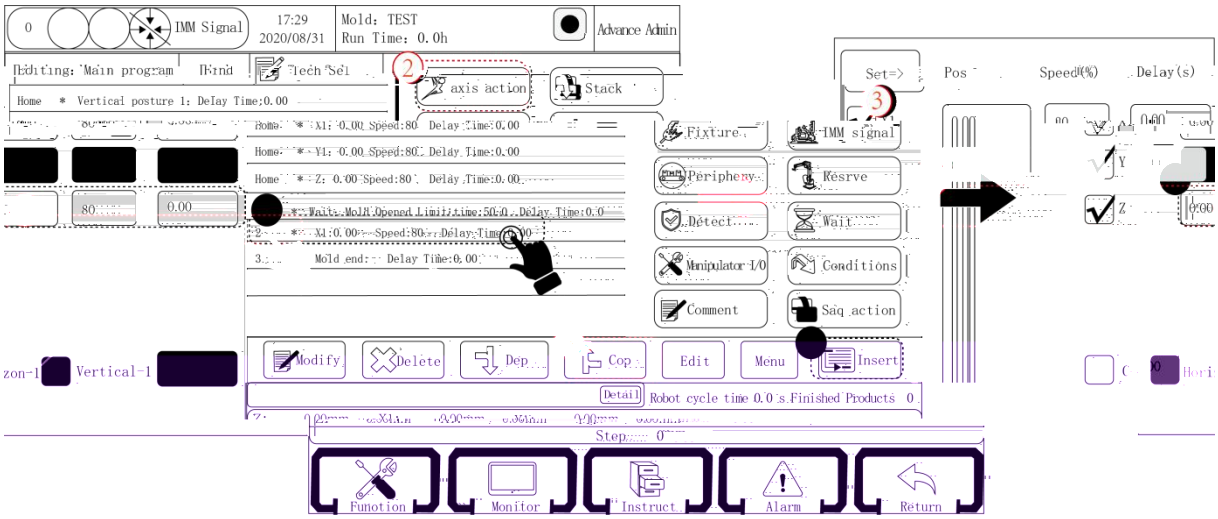
IMM Signal
17:29
2020/08/31
Mold: TEST
Run Time: 0.0h
Advance Admin
Editing: Main program
Home * Vertical posture 1; Delay Time:0.00
axis action
Stack
Fixture
IMM signal
Periphery
Reserve
Detect
Wait
Manipulator I/O
Conditions
Comment
Save action
Set=>
Pos
Speed(%)
Delay(s)
Modify
Delete
Dep
Cop
Edit
Menu
Insert
Detail
Robot cycle time 0.0 s Finished Products 0
Step: 0
Function
Monitor
Instruct
Alarm
Return

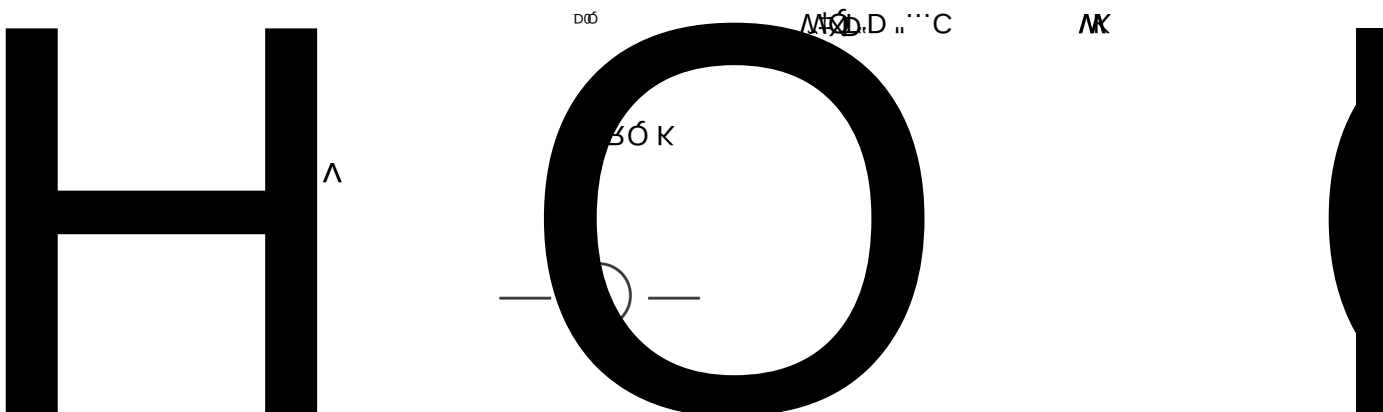

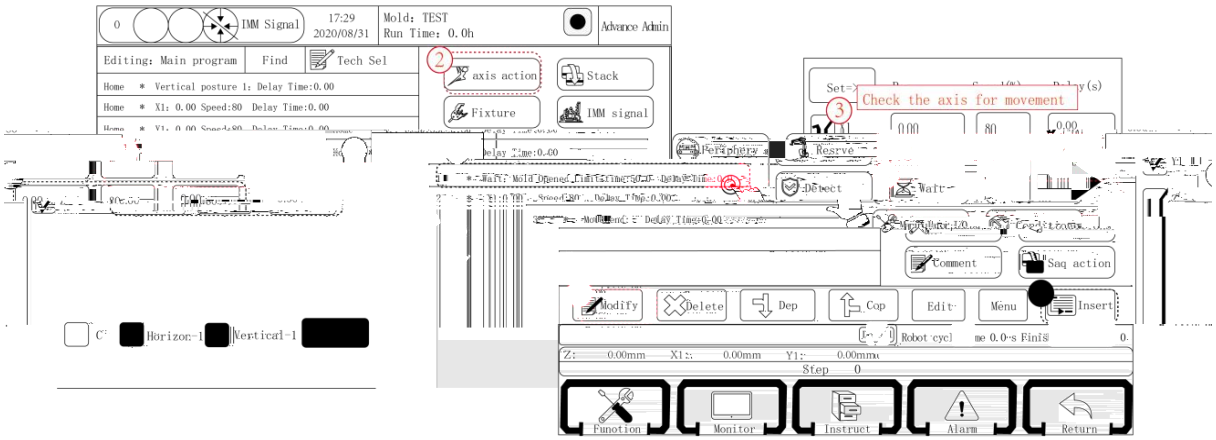
IMM Signal
17:29
2020/08/31
Mold: TEST
Run Time: 0.0h
Advance Admin
Editing: Main program
Find
Tech Sel
axis action
Stack
Fixture
IMM signal
Check the axis for movement
Modify
Delete
Dep
Cop
Edit
Menu
Insert
Function
Monitor
Instruct
Alarm
Return

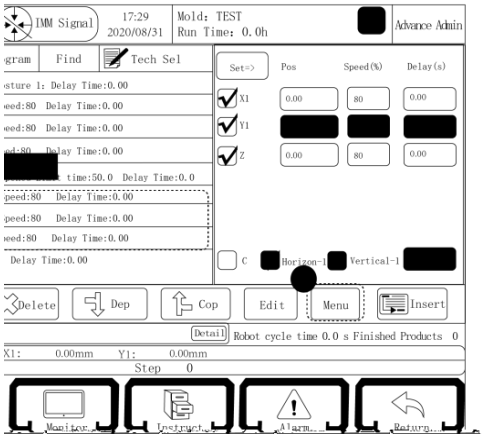
IMM Signal
17:29
2020/08/31
Mold: TEST
Run Time: 0.0h
Advance Admin
Find
Tech Sel
Pos
Speed(%)
Delay(s)
Delete
Dep
Cop
Edit
Menu
Insert
Detail
Robot cycle time 0.0 s Finished Products 0

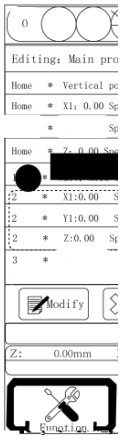

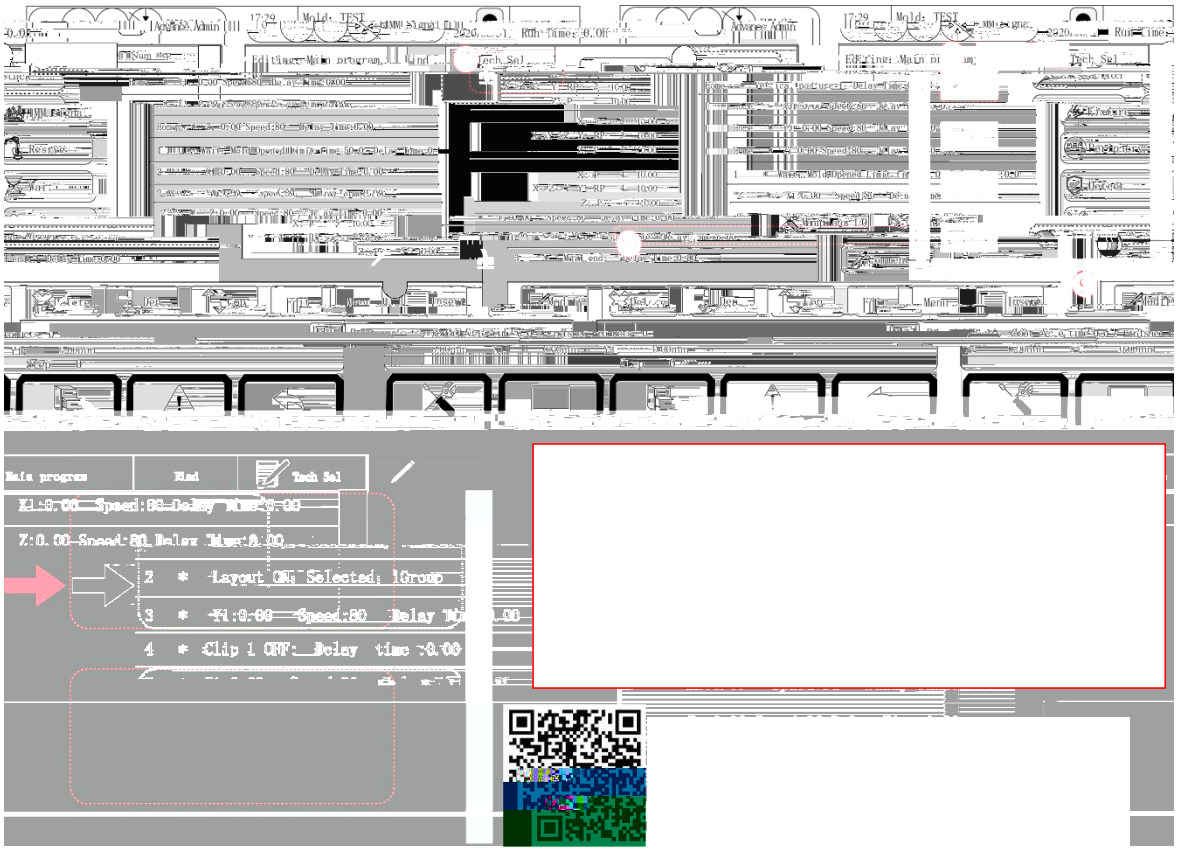

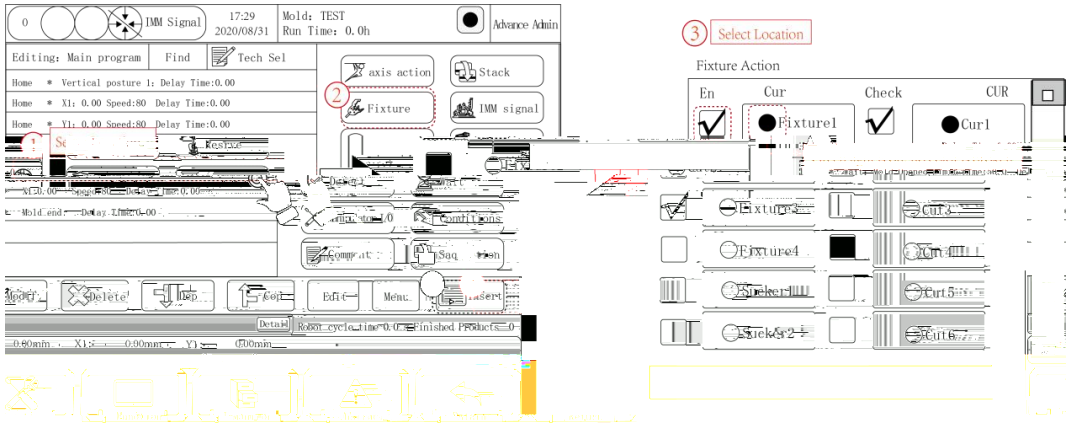
IMM Signal
17:29
2020/08/31
Mold: TEST
Run Time: 0.0h
Advance Admin
Editing: Main program
Find
Tech Sel
Home * Vertical posture 1: Delay Time:0.00
Home * X1: 0.00 Speed:80 Delay Time:0.00
Home * Y1: 0.00 Speed:80 Delay Time:0.00
axis action
Stack
Fixture
IMM signal
Select Location
Fixture Action
En
Cur
Check
CUR
Fixture1
Cur1
Fixture4
Cur5
Delete
Edit
Menu
Insert

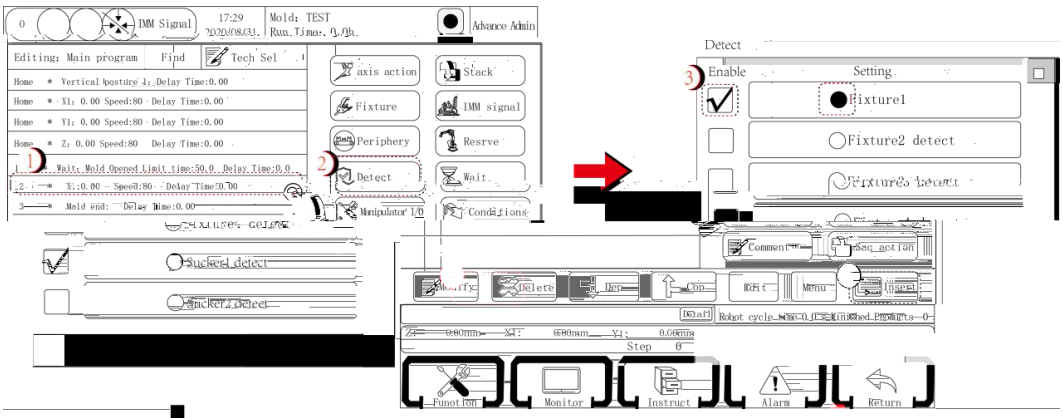
IMM Signal
17:29
Mold: TEST
Advance Admin
Editing: Main program
Find
Tech Sel
Home * Vertical posture 1: Delay Time:0.00
Home * X1: 0.00 Speed:80 Delay Time:0.00
Home * Y1: 0.00 Speed:80 Delay Time:0.00
Home * Z: 0.00 Speed:80 Delay Time:0.00
axis action
Stack
Fixture
IMM signal
Periphery
Resrve
Detect
Wait
Manipulator I/O
Conditions
Detect
Enable
Setting
Fixture1
Fixture2 detect
Sucker1 detect
Sucker2 detect
Comment
Sac action
Delete
Edit
Menu
Insert
Step
Funotion
Monitor
Instruct
Alarm
Return

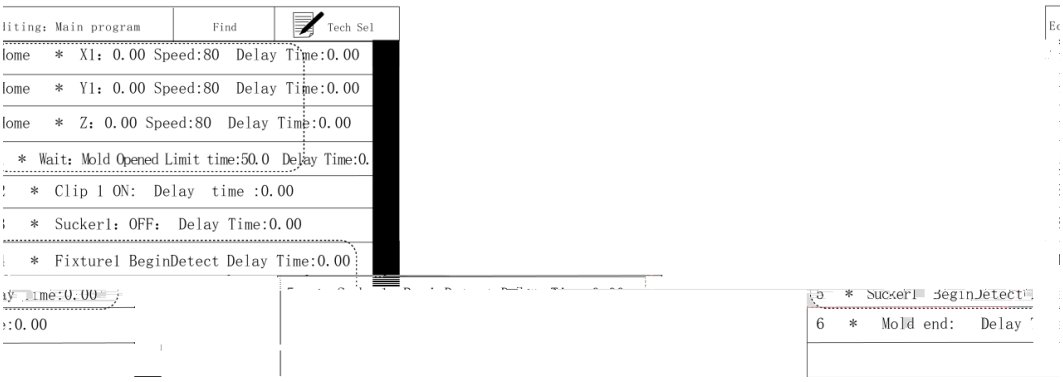
Find
Tech Sel
Home * X1: 0.00 Speed:80 Delay Time:0.00
Home * Y1: 0.00 Speed:80 Delay Time:0.00
Home * Z: 0.00 Speed:80 Delay Time:0.00
* Wait: Mold Opened Limit time:50.0 Delay Time:0.
* Clip 1 ON: Delay time :0.00
* Sucker1: OFF: Delay Time:0.00
* Fixture1 BeginDetect Delay Time:0.00
* Sucker1 BeginDetect
6 * Mold end: Delay

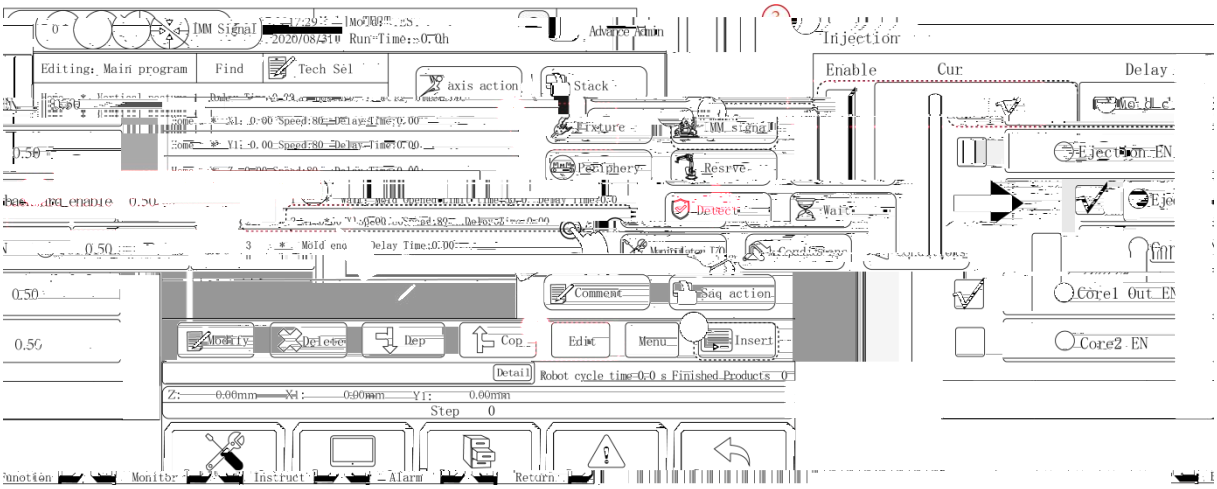
IMM Signal
Run Time: 0.0h
Advance Admin
Injection
Editing: Main program
Find
Tech Sel
axis action
Stack
Enable
Cur
Delay
Fixture
IMM signal
Ejection EN
Periphery
Resrve
Detect
Wait
Comment
Saq action
Core1 Out EN
Modify
Delete
Dep
Cop
Edit
Menu
Insert
Core2 EN
Detail
Robot cycle time 0.0 s Finished Products 0
Step 0
Monitor
Instruct
Alarm
Return

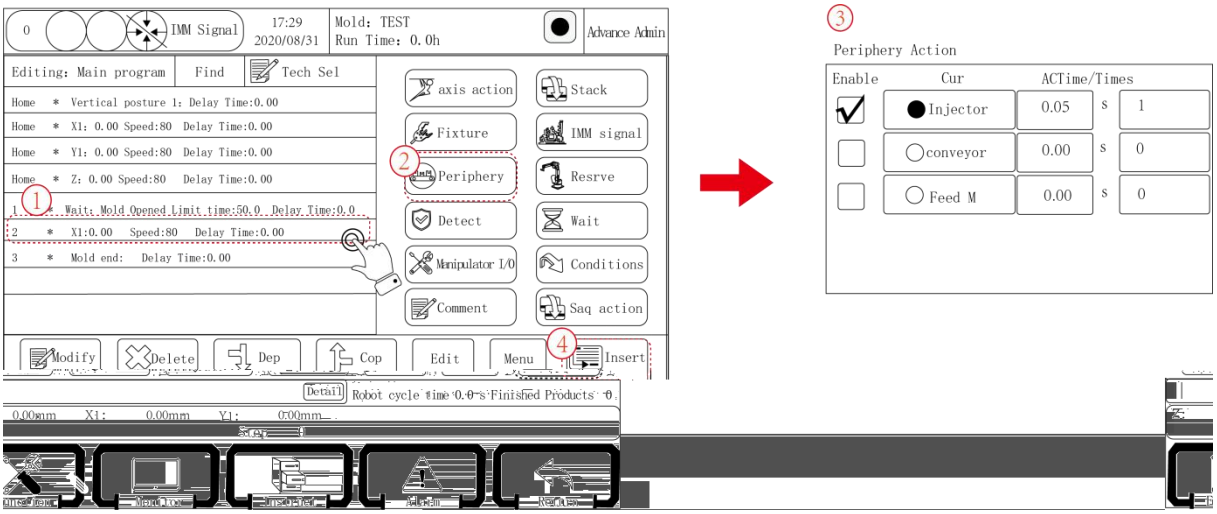
IMM Signal
17:29
2020/08/31
Mold: TEST
Run Time: 0.0h
Advance Admin
Editing: Main program
Find
Tech Sel
Home * Vertical posture 1: Delay Time:0.00
Home * X1: 0.00 Speed:80 Delay Time:0.00
Home * Y1: 0.00 Speed:80 Delay Time:0.00
Home * Z: 0.00 Speed:80 Delay Time:0.00
1 * Wait: Mold Opened Limit time:50.0 Delay Time:0.0
2 * X1:0.00 Speed:80 Delay Time:0.00
3 * Mold end: Delay Time:0.00
axis action
Stack
Fixture
IMM signal
Periphery
Resrve
Detect
Wait
Manipulator I/O
Conditions
Comment
Saq action
Modify
Delete
Dep
Cop
Edit
Menu
Insert
Detail
Robot cycle time 0.0 s Finished Products 0
Periphery Action
Enable
Cur
ACTime/Times
Injector
0.05
s
1
conveyor
0.00
s
0
Feed M
0.00
s
0

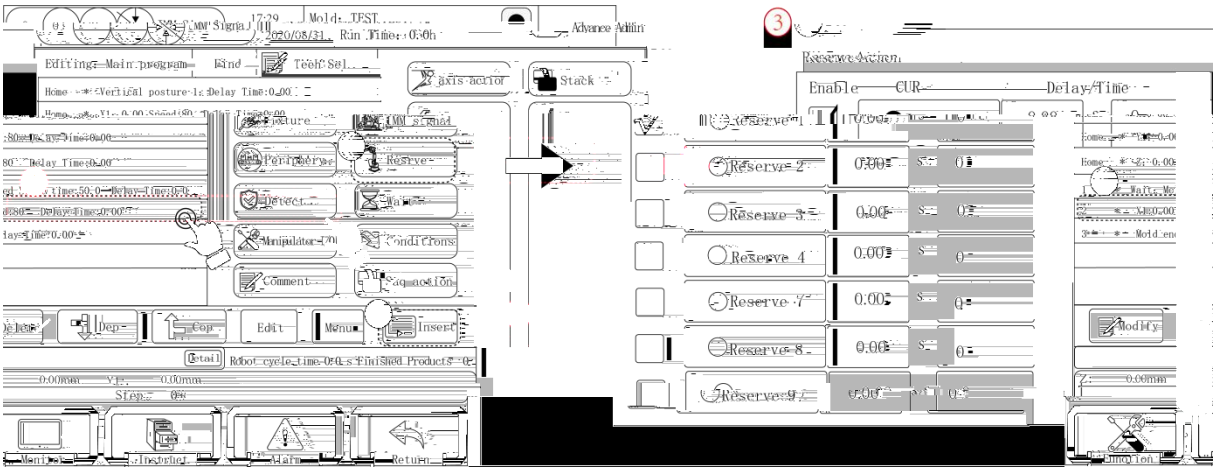
Reserve Action
Enable
CUR
Delay/Time
Reserve 2
Reserve 3
Reserve 4
Reserve 7
Reserve 8
Reserve 9

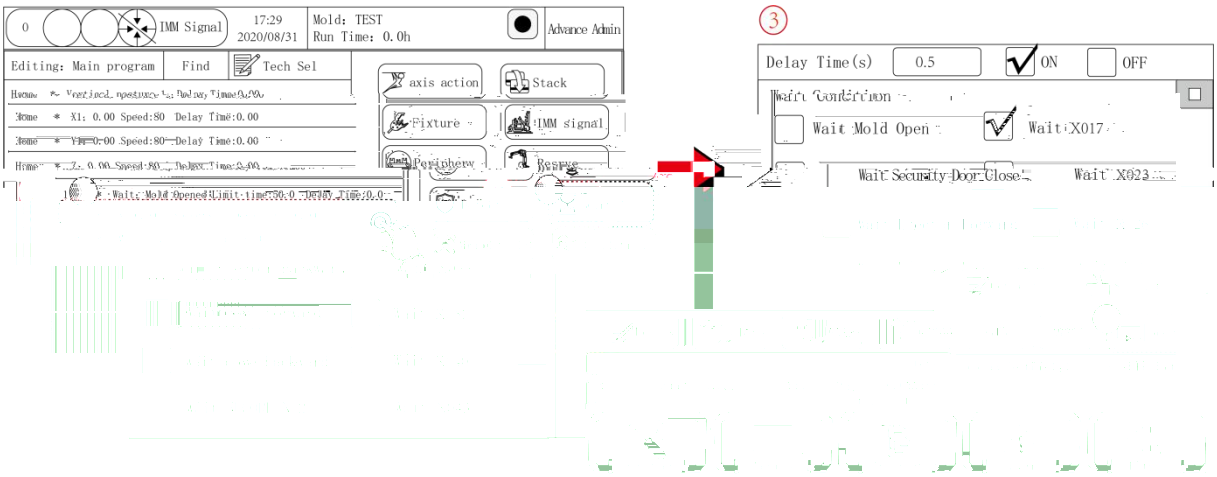
0
IMM Signal
17:29
2020/08/31
Mold: TEST
Run Time: 0.0h
Advance Admin
Editing: Main program
Find
Tech Sel
Home * X1: 0.00 Speed:80 Delay Time:0.00
Home * Y1: 0.00 Speed:80 Delay Time:0.00
axis action
Stack
Fixture
IMM signal
Peripheral
Reserve
③
Delay Time(s)
0.5
ON
OFF
Wait Condition
Wait Mold Open
Wait X017
Wait Security Door Close
Wait X023

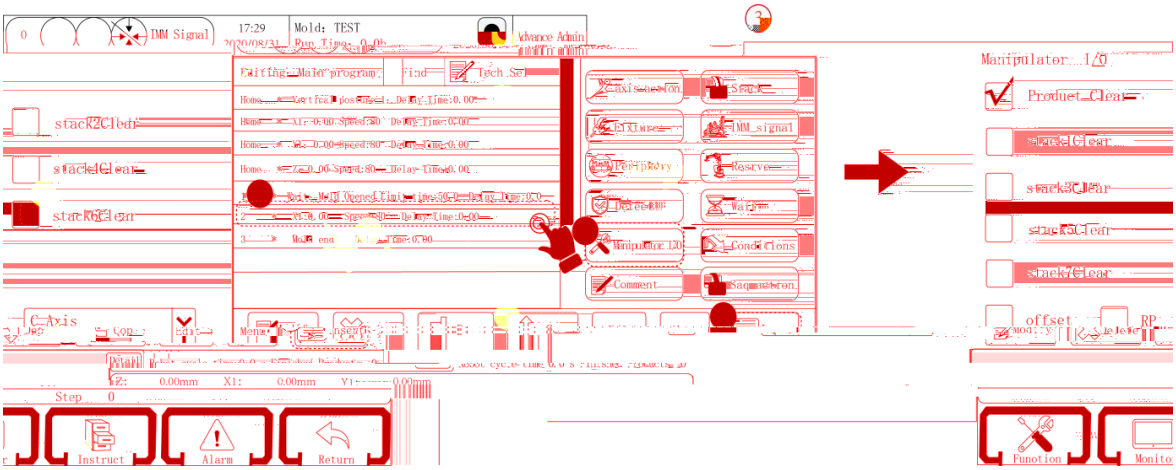
3
IMM Signal
17:29
Mold: TEST
Advance Admin
Editing: Main program
Find
Tech Sel
stack2Clear
stack4Clear
stack6Clear
C-Axis
Step
Instruct
Alarm
Return
Manipulator I/O
Product Clear
stack1Clear
stack3Clear
stack5Clear
stack7Clear
offset
Funotion
Monito

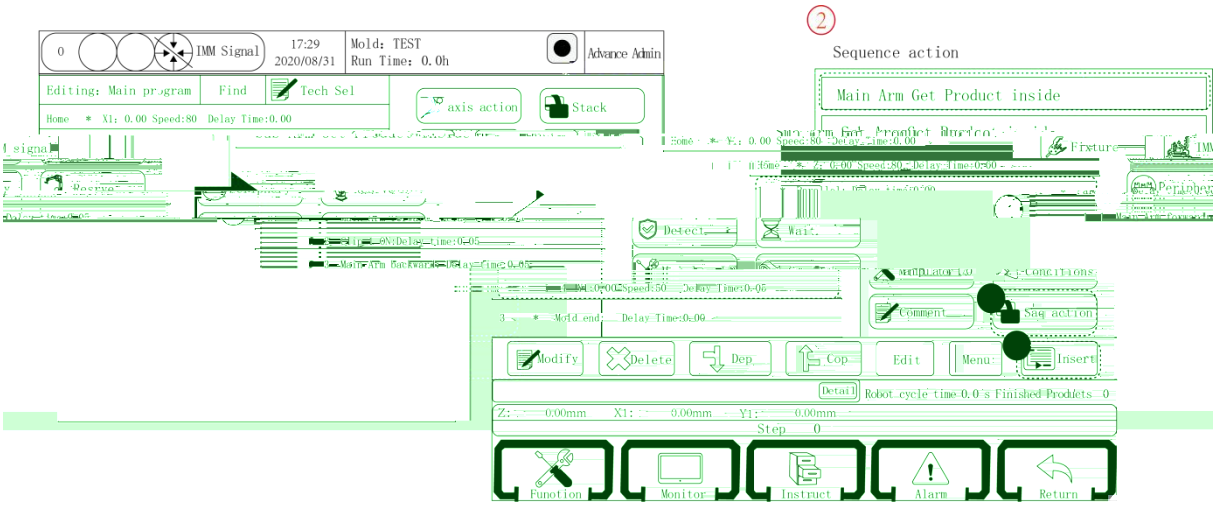
2
Sequence action
IMM Signal
17:29
2020/08/31
Mold: TEST
Run Time: 0.0h
Advance Admin
Editing: Main program
Find
Tech Sel
axis action
Stack
Main Arm Get Product inside
Fixture
Detect
Wait
Comment
Saq action
Modify
Delete
Dep
Cop
Edit
Menu
Insert
Detail
Robot cycle time 0.0 s Finished Products 0
Step
Funotion
Monitor
Instruct
Alarm
Return

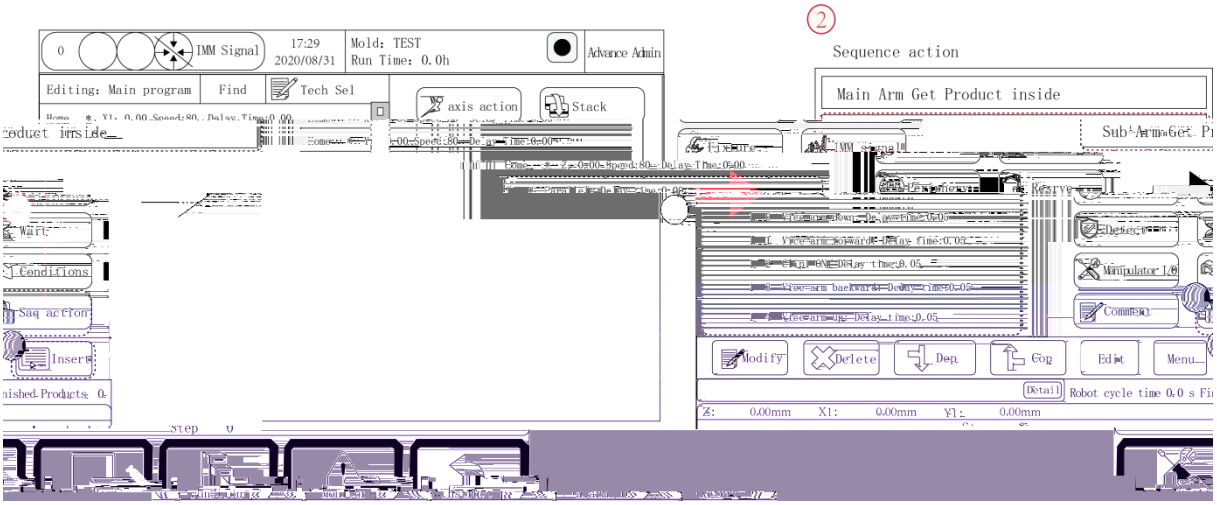
IMM Signal
17:29
2020/08/31
Mold: TEST
Run Time: 0.0h
Advance Admin
Editing: Main program
Find
Tech Sel
axis action
Stack
Sequence action
Main Arm Get Product inside
Sub Arm Get Pr
Wait
Conditions
Saq action
Insert
Modify
Delete
Dep
Cop
Edit
Menu
Detail
Robot cycle time 0.0 s Fi
Z: 0.00mm X1: 0.00mm Y1: 0.00mm

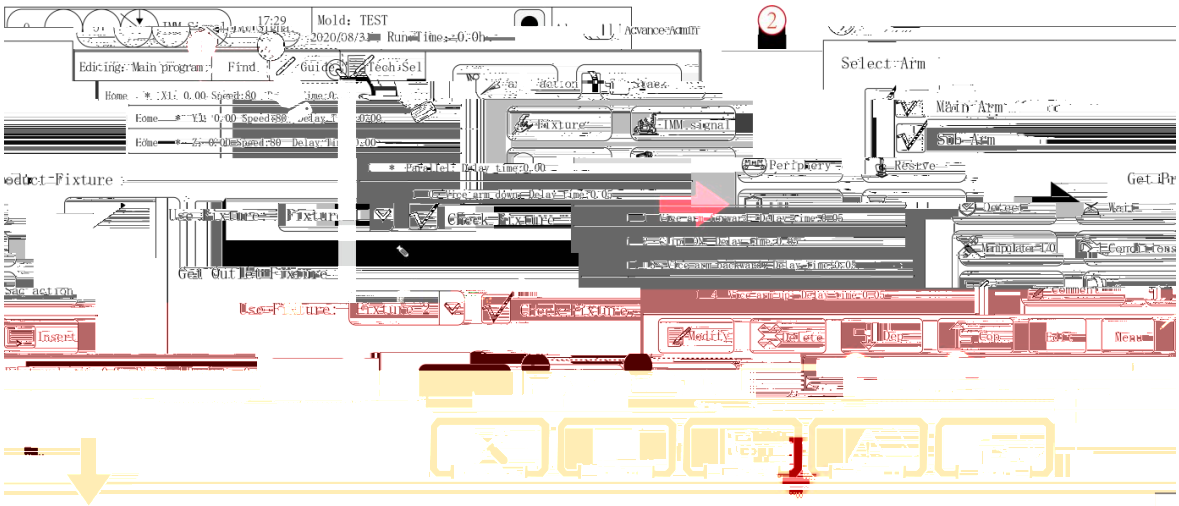
Mold: TEST
Editing: Main program
Find
Tech Sel
Select Arm
Main Arm
Sub Arm
Fixture
IMM signal
Periphery
Reserve
Check Fixture
Get Out Fixture
Use Fixture
Fixture-2
Insert
Modify
Delete
Dep
Cop
Menu

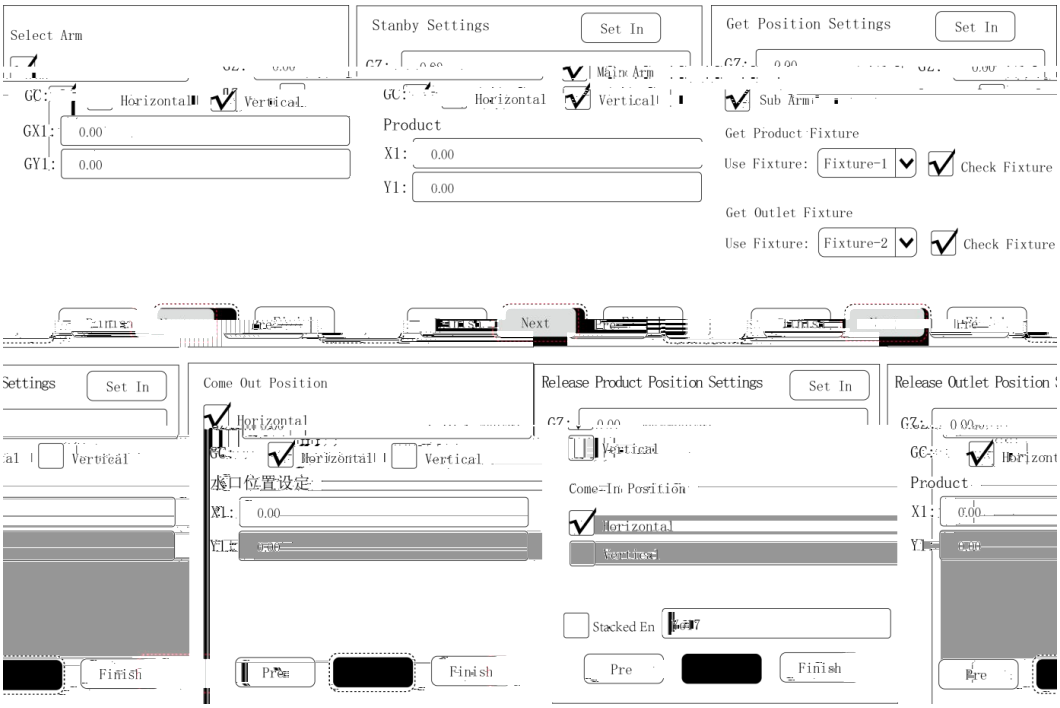
Select Arm
Horizontal
Vertical
GX1: 0.00
GY1: 0.00
Stanby Settings
Set In
Main Arm
Product
X1: 0.00
Y1: 0.00
Get Position Settings
Sub Arm
Get Product Fixture
Use Fixture: Fixture-1
Check Fixture
Get Outlet Fixture
Use Fixture: Fixture-2
Check Fixture
Next
Settings
Come Out Position
Release Product Position Settings
Release Outlet Position
Come-In Position
Stacked En
Finish
Pre

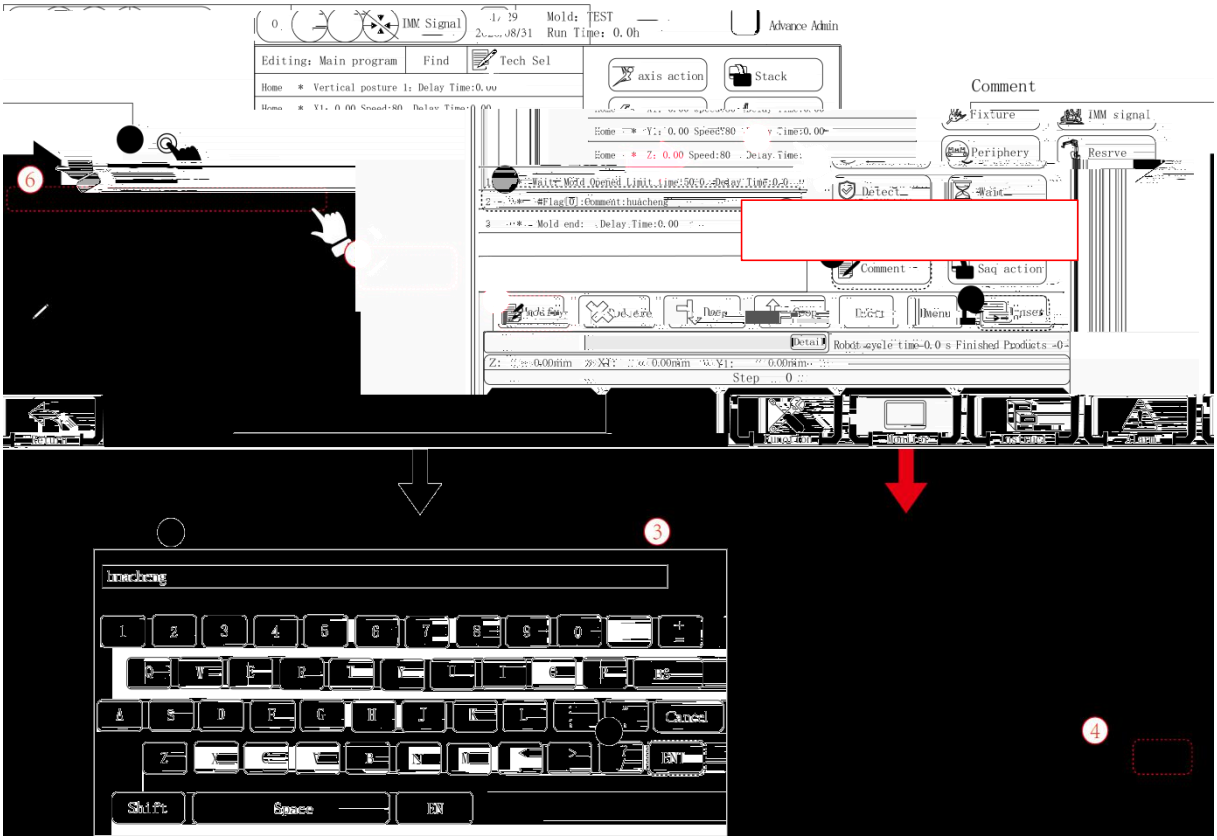
IMM Signal
Mold: TEST
Run Time: 0.0h
Advance Admin
Editing: Main program
Find
Tech Sel
axis action
Stack
Comment
Fixture
IMM signal
Periphery
Resrve
Detect
Comment
Saq action
Detail
Step
6
3
4
huacheng
Cancel
Shift
Space
EN

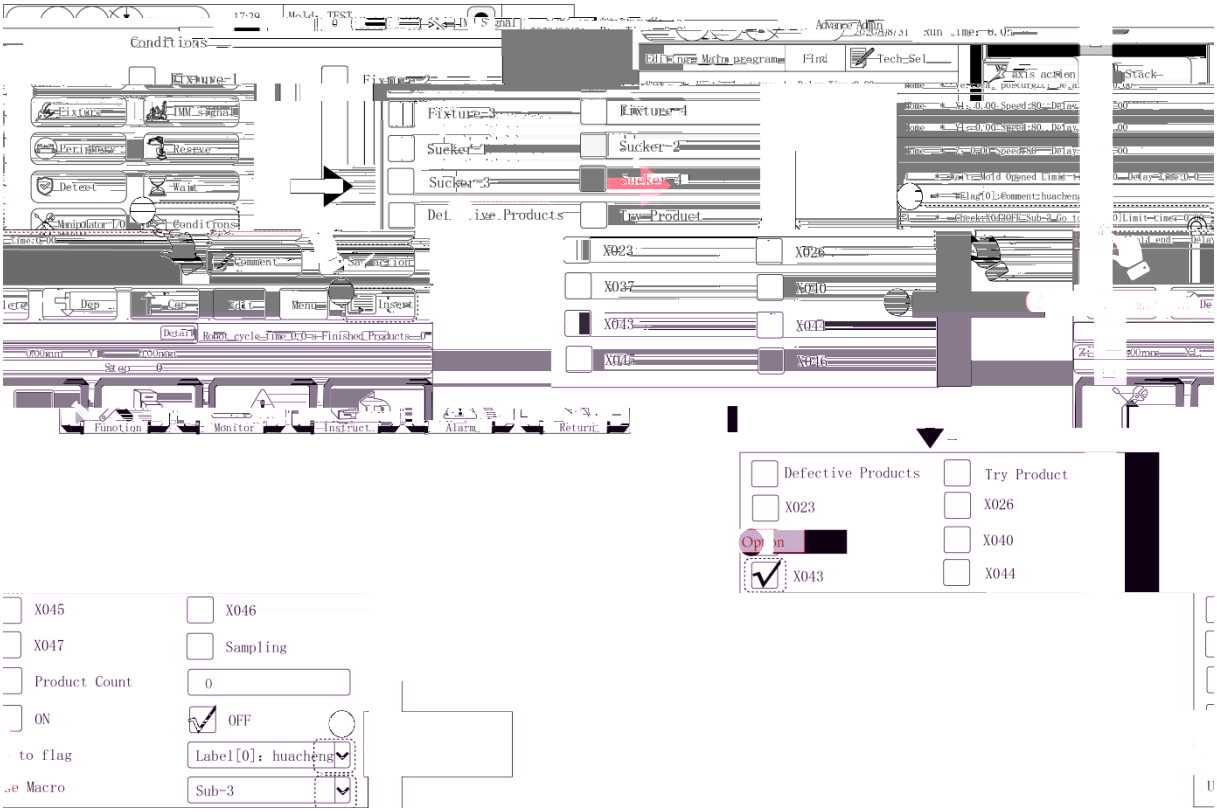
Conditions
Fixture-1
Fixture-2
Fixture-3
Fixture-4
Sucker-1
Sucker-2
Sucker-3
Sucker-4
Defective Products
Try Product
X023
X026
X037
X040
X043
X044
X045
X046
Function
Monitor
Instruct.
Alarm
Return
Defective Products
Try Product
X023
X026
X040
X043
X044
X045
X046
X047
Sampling
Product Count
0
ON
OFF
to flag
Label[0]: huacheng
Sub-3

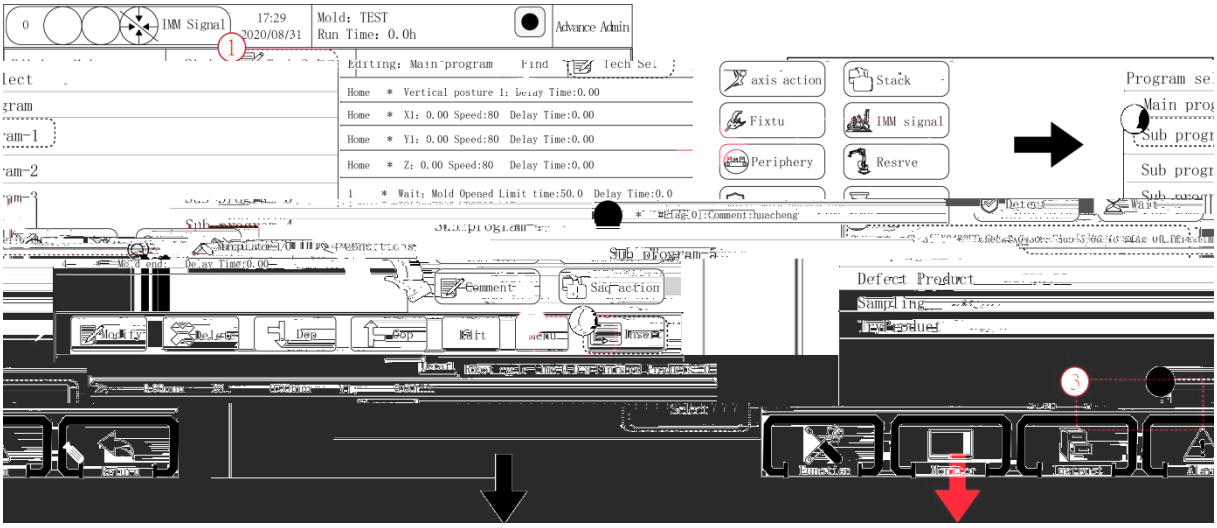
IMM Signal
17:29
2020/08/31
Mold: TEST
Run Time: 0.0h
Advance Admin
Editing: Main program
Find
Tech Sel
Home * Vertical posture 1: Delay Time:0.00
Home * X1: 0.00 Speed:80 Delay Time:0.00
Home * Y1: 0.00 Speed:80 Delay Time:0.00
Home * Z: 0.00 Speed:80 Delay Time:0.00
1 * Wait: Mold Opened Limit time:50.0 Delay Time:0.0
axis action
Stack
Fixtu
IMM signal
Periphery
Resrve
Program sel
Main prog
Sub progr
Sub progr
Sub program-5
Comment
Sub action
Defect Product
Sampling
Modify
Delete
Dep
Cop
Wait
Insert
Select
Function
Monitor
Instruct
Alarm
Return
Detail
Robot cycle time 0.0 s Finished Products 0
X1: 0.00mm
Y1: 0.00mm
Z: 0.00mm
Step 0
Monitor
Instruct
Alarm
Return
Function

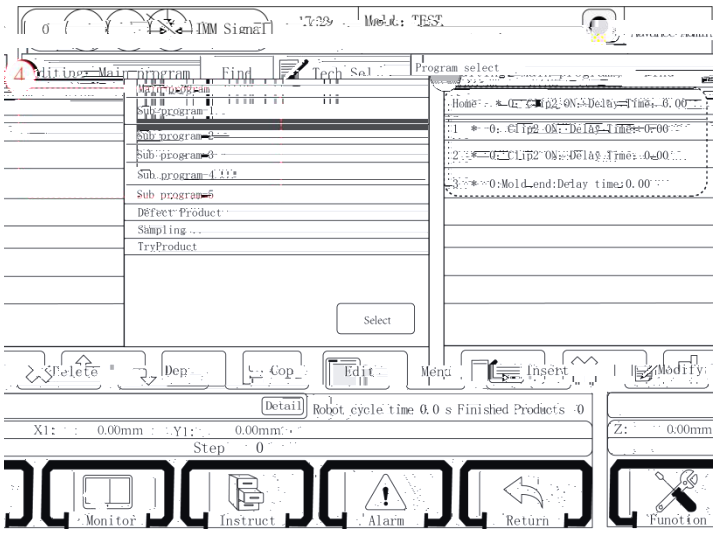
IMM Signal
Mold: TEST
Editing: Main program
Find
Tech Sel
Program select
Sub program-1
Sub program-2
Sub program-3
Sub program-4
Sub program-5
Defect Product
Sampling
TryProduct
Select
Delete
Dep
Cop
Edit
Menu
Insert
Modify
Detail
Robot cycle time 0.0 s Finished Products 0
X1: 0.00mm
Y1: 0.00mm
Z: 0.00mm
Step 0
Monitor
Instruct
Alarm
Return
Function

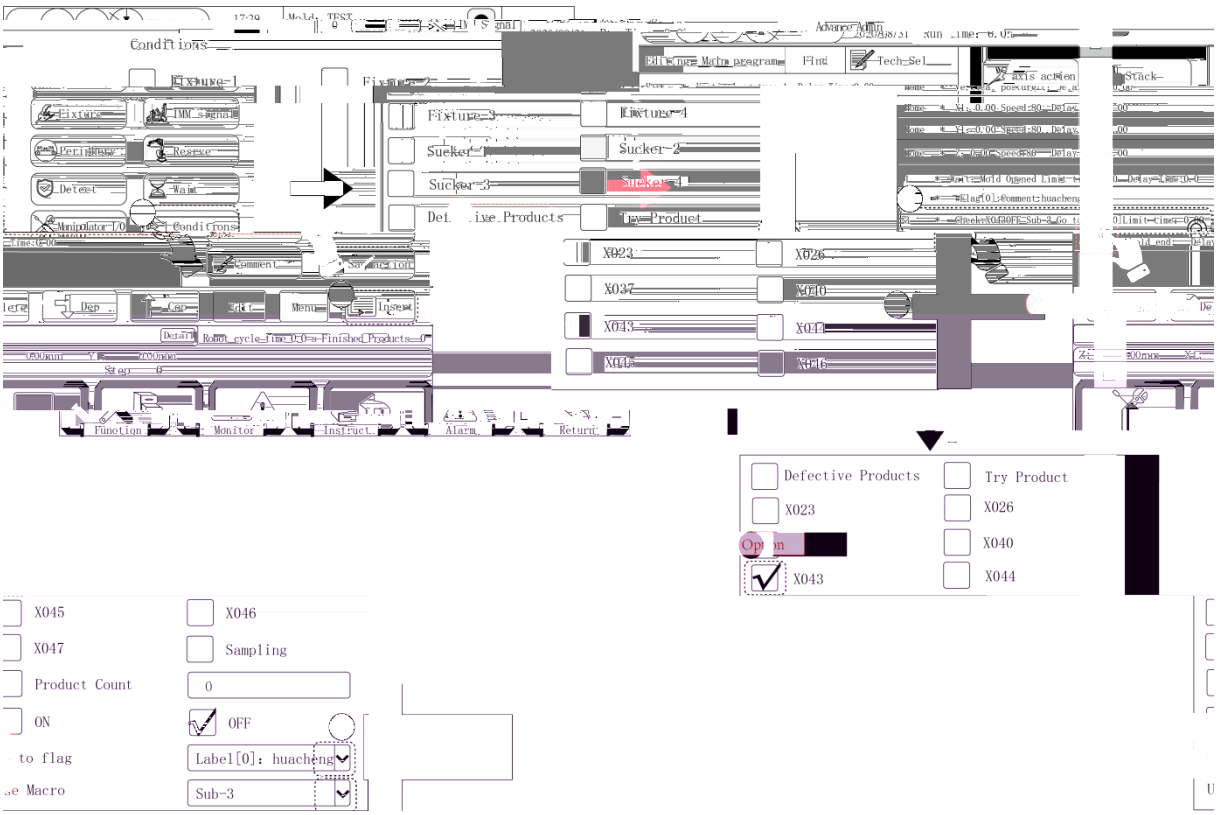
Conditions
Fixture-1
Fixture-2
Fixture-3
Fixture-4
Sucker-1
Sucker-2
Sucker-3
Sucker-4
Defective Products
Try Product
X023
X026
X037
X040
X043
X044
X045
X046
X047
Sampling
Product Count
0
ON
OFF
Label[0]: huacheng
Sub-3
Function
Monitor
Instruct.
Alarm
Return

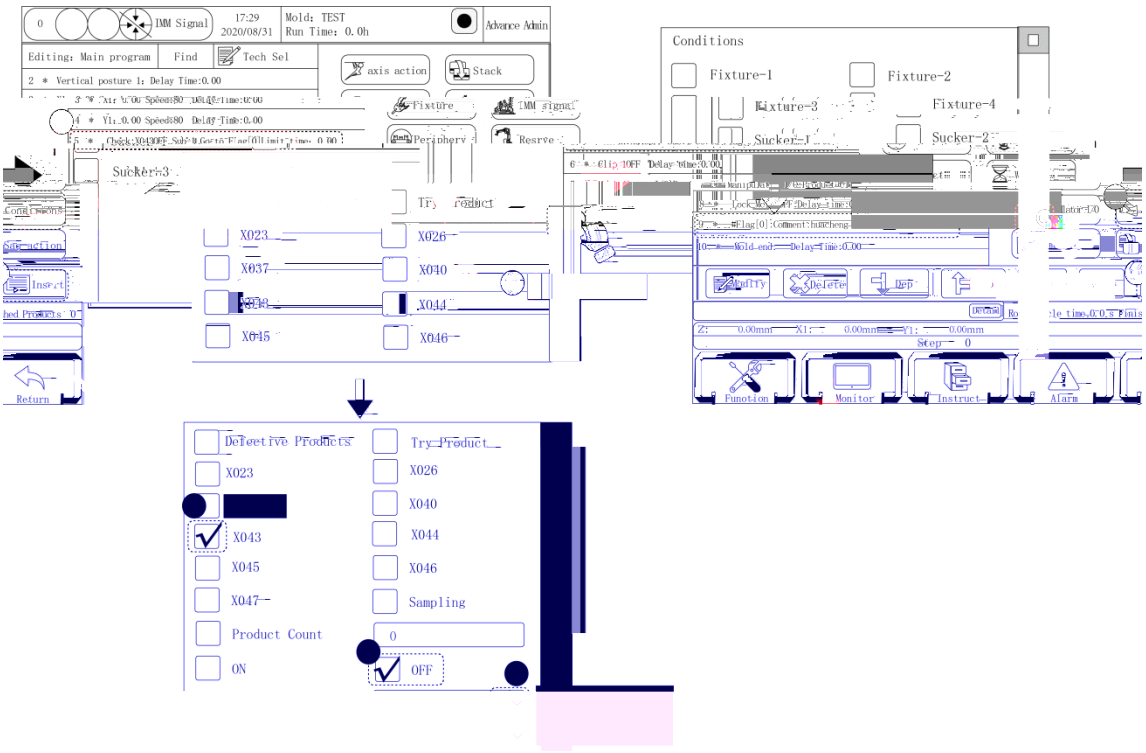
IMM Signal
17:29
2020/08/31
Mold: TEST
Run Time: 0.0h
Advance Admin
Editing: Main program
Find
Tech Sel
axis action
Stack
Fixture
IMM signal
Periphery
Reserve
Conditions
Fixture-1
Fixture-2
Fixture-3
Fixture-4
Sucker-1
Sucker-2
Sucker-3
X023
X026
X037
X040
X043
X044
X045
X046
Modify
Delete
Step 0
Return
Function
Monitor
Instruct
Alarm
Defective Products
Try Product
X023
X026
X040
X043
X044
X045
X046
X047
Sampling
Product Count
0
ON
OFF

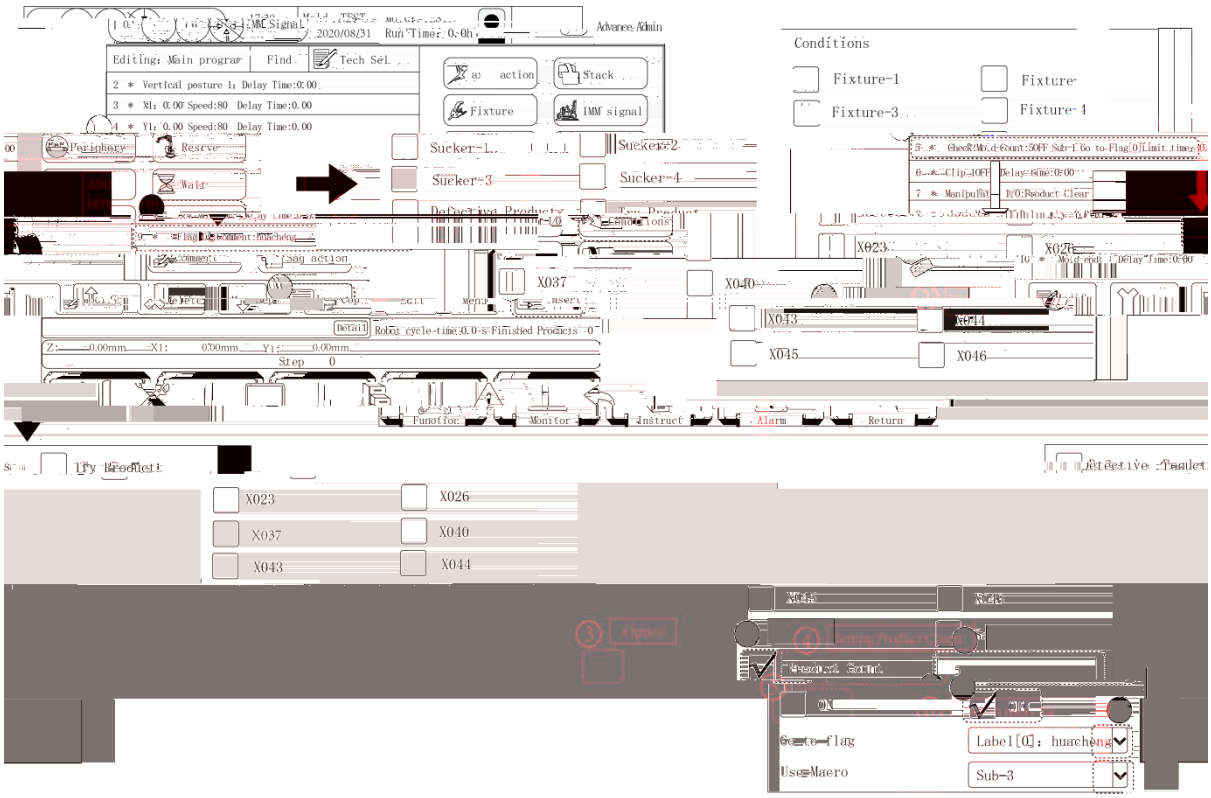
IMM Signal
2020/08/31
Run Time: 0.0h
Advance Admin
Editing: Main program
Find
Tech Sel
Stack
Fixture
IMM signal
Periphery
Reserve
Sucker-1
Sucker-2
Sucker-3
Sucker-4
Conditions
Fixture-1
Fixture-3
Fixture-4
X023
X026
X037
X040
X043
X044
X045
X046
Step 0
Function
Monitor
Instruct
Alarm
Return
Try Product
X023
X026
X037
X040
X043
X044
Goto-Flag
Label[0]: huacheng
Use-Macro
Sub-3

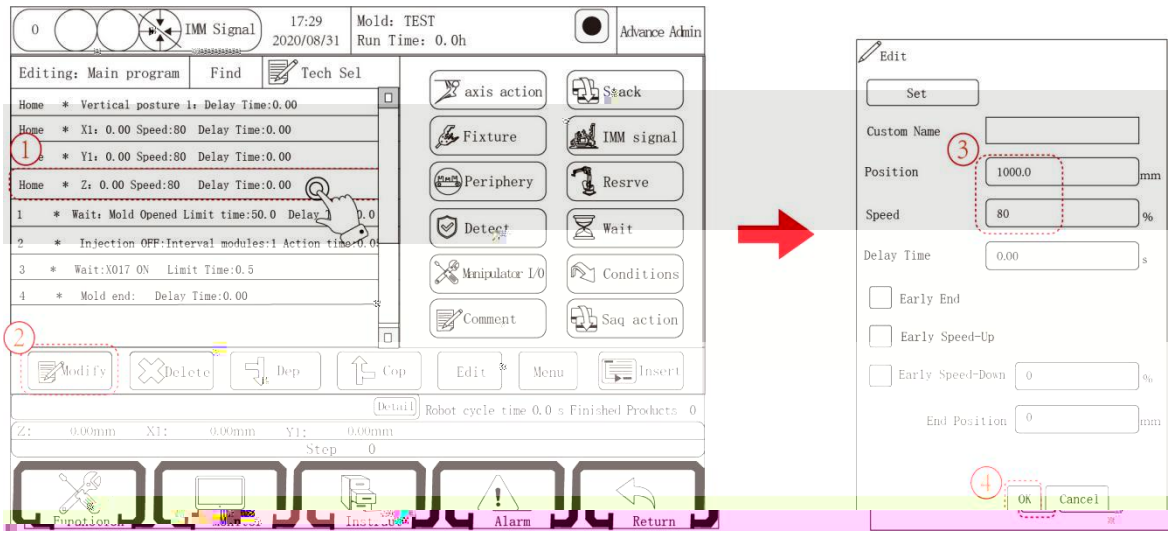
IMM Signal
17:29
2020/08/31
Mold: TEST
Run Time: 0.0h
Advance Admin
Editing: Main program
Find
Tech Sel
Home * Vertical posture 1: Delay Time:0.00
Home * X1: 0.00 Speed:80 Delay Time:0.00
Home * Y1: 0.00 Speed:80 Delay Time:0.00
Home * Z: 0.00 Speed:80 Delay Time:0.00
1 * Wait: Mold Opened Limit time:50.0
2 * Injection OFF:Interval modules:1 Action time:0.0
3 * Wait:X017 ON Limit Time:0.5
4 * Mold end: Delay Time:0.00
axis action
Stack
Fixture
IMM signal
Periphery
Resrve
Detect
Wait
Manipulator I/O
Conditions
Comment
Saq action
Modify
Delete
Dep
Cop
Edit
Menu
Insert
Detail
Robot cycle time 0.0 s Finished Products 0
Z: 0.00mm X1: 0.00mm Y1: 0.00mm
Step 0
Alarm
Return
Edit
Set
Custom Name
Position
1000.0
mm
Speed
80
%
Delay Time
0.00
s
Early End
Early Speed-Up
Early Speed-Down
0
%
End Position
0
mm
OK
Cancel
1
2
3
4

-
-
-
-
-
-
-

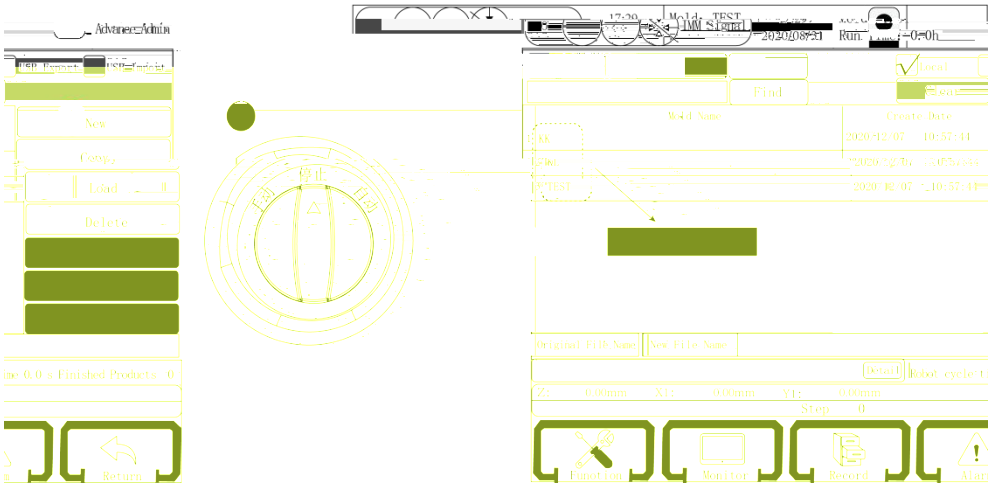
Advanced Admin
New
Copy
Load
Delete
Return
Mold: TEST
IMM Signal
Run:
Find
Local
Mold Name
Create Date
2020-12/07 10:57:44
Original File Name
New File Name
Detail
Step 0
Function
Monitor
Record

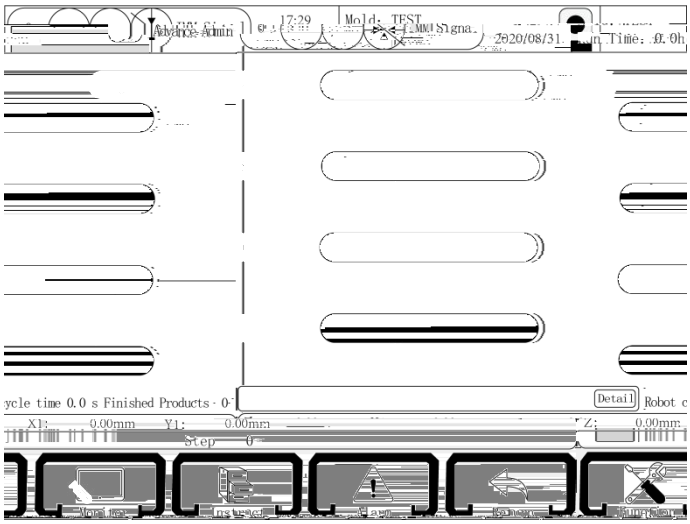
17:29
Mold: TEST
Advance Admin
2020/08/31
Detail
X1: 0.00mm
Y1: 0.00mm
Z: 0.00mm
Step 0

IMM Signal
17:29
Mold: TEST
Advance Admin

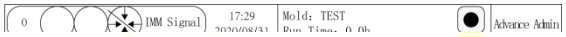
IMM Signal
17:29
Mold: TEST
Advance Admin

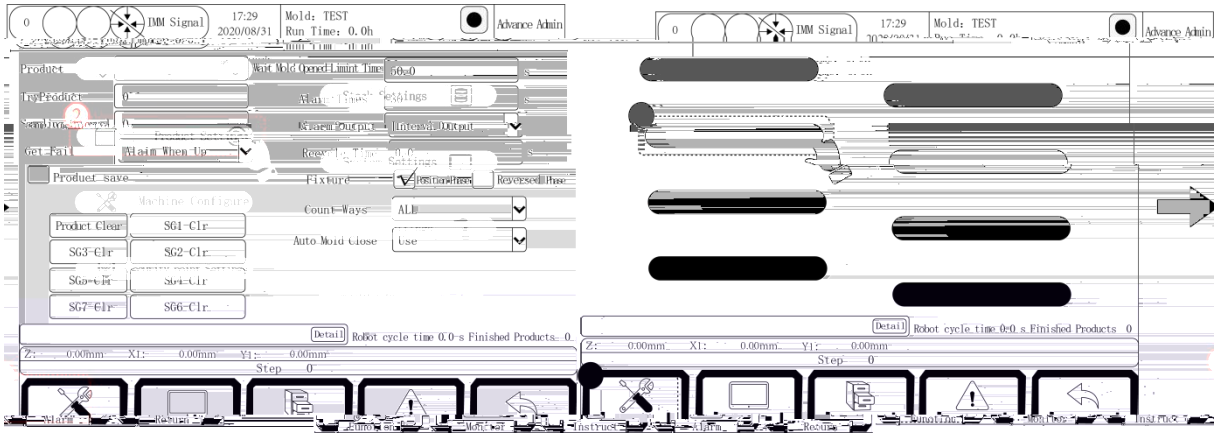
IMM Signal
17:29
2020/08/31
Mold: TEST
Run Time: 0.0h
Advance Admin
Product
TryProduct
Get Fail
Alarm When Up
Product save
Machine Configure
Product Clear
SG1-Clr
SG3-Clr
SG2-Clr
SG7-Clr
SG6-Clr
Wait Mold Opened Limint Time
Alarm Output
Interval Output
Fixture
Reversed Phase
Count Ways
ALL
Auto Mold Close
Use
Detail
Robot cycle time 0.0 s Finished Products 0
Step 0
Alarm
Return
Monitor
Instruct

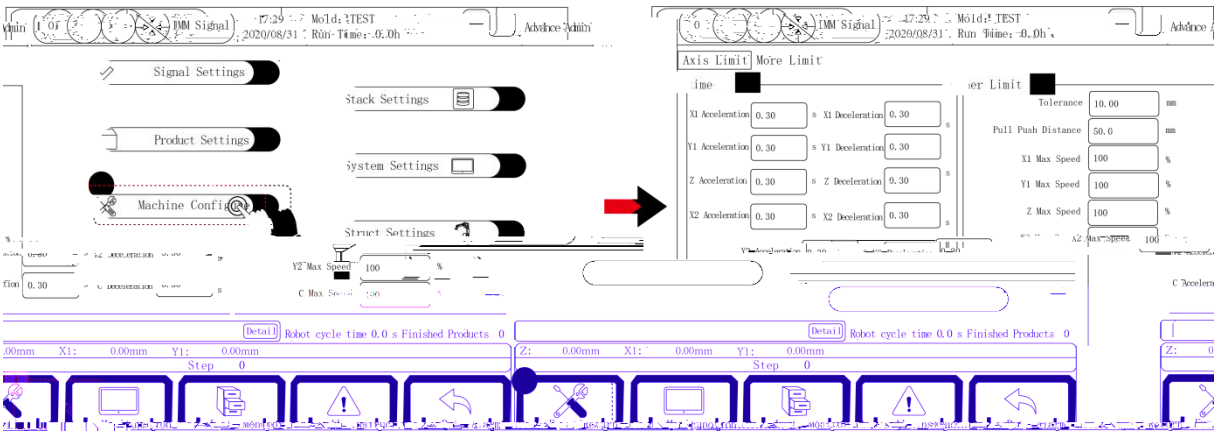
IMM Signal
17:29
2020/08/31
Mold: TEST
Run Time: 0.0h
Advance Admin
Signal Settings
Stack Settings
Product Settings
System Settings
Machine Config
Struct Settings
Axis Limit
More Limit
X1 Acceleration
X1 Deceleration
Y1 Acceleration
Y1 Deceleration
Z Acceleration
Z Deceleration
X2 Acceleration
X2 Deceleration
Tolerance
Pull Push Distance
X1 Max Speed
Y1 Max Speed
Z Max Speed
Detail
Robot cycle time 0.0 s Finished Products 0
Step 0

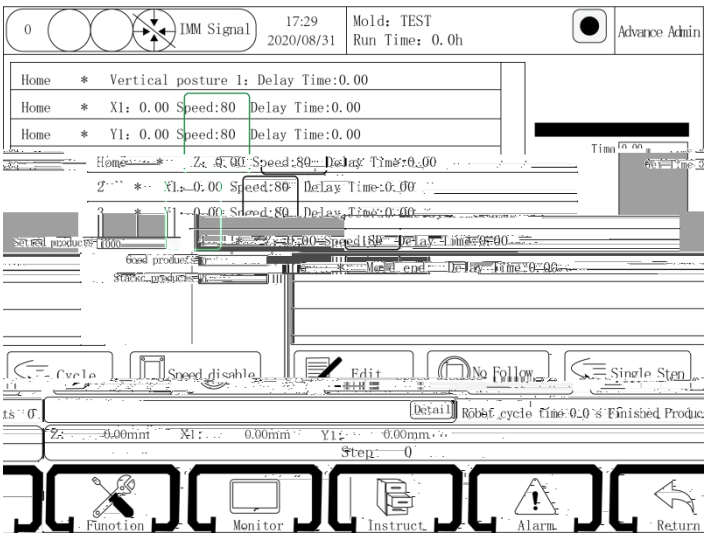
IMM Signal
17:29
2020/08/31
Mold: TEST
Run Time: 0.0h
Advance Admin
Home * Vertical posture 1: Delay Time:0.00
Home * X1: 0.00 Speed:80 Delay Time:0.00
Home * Y1: 0.00 Speed:80 Delay Time:0.00
Cycle
Speed disable
Edit
No Follow
Single Step
Detail
Robot cycle time 0.0 s Finished Products
Z: 0.00mm X1: 0.00mm Y1: 0.00mm
Step 0
Function
Monitor
Instruct
Alarm
Return

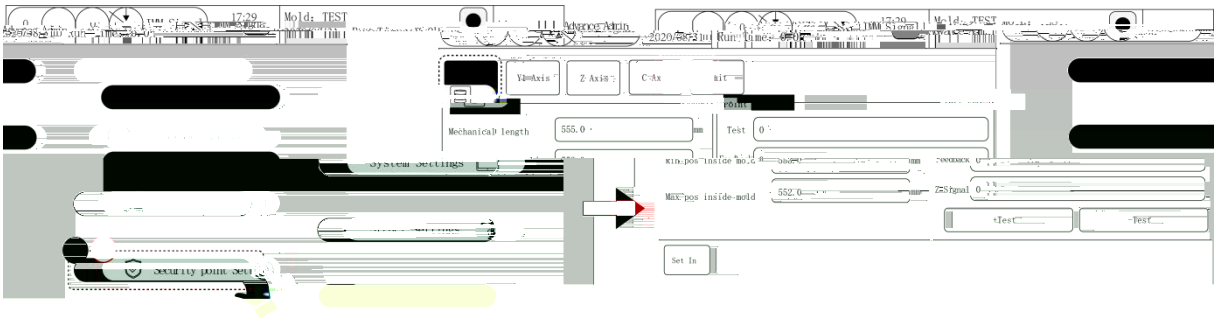
Mold: TEST
Advance Admin
Y-Axis
Z-Axis
C-Ax
Mechanical length
555.0
Test
0
Max pos inside mold
552.0
Z-Signal
Test
Test
Set In

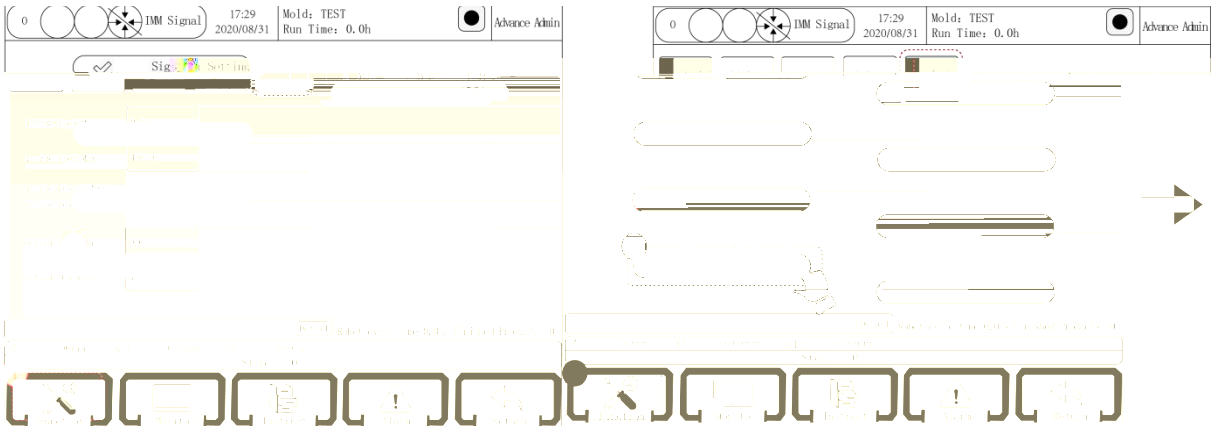
0
IMM Signal
17:29
2020/08/31
Mold: TEST
Run Time: 0.0h
Advance Admin
Signal Setting
0
IMM Signal
17:29
2020/08/31
Mold: TEST
Run Time: 0.0h
Advance Admin

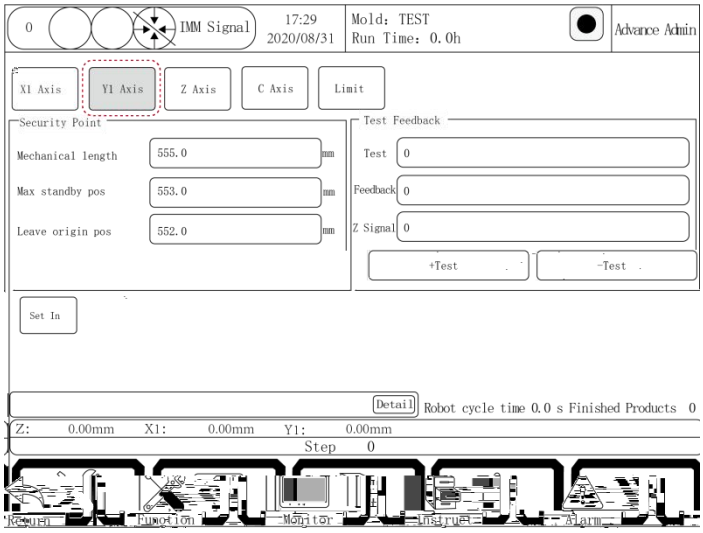
0
IMM Signal
17:29
2020/08/31
Mold: TEST
Run Time: 0.0h
Advance Admin
X1 Axis
Y1 Axis
Z Axis
C Axis
Limit
Security Point
Mechanical length
555.0
mm
Max standby pos
553.0
mm
Leave origin pos
552.0
mm
Test Feedback
Test
0
Feedback
0
Z Signal
0
+Test
-Test
Set In
Detail
Robot cycle time 0.0 s Finished Products 0
Z: 0.00mm X1: 0.00mm Y1: 0.00mm
Step 0
Return
Funotion
Monitor
Instruct
Alarm

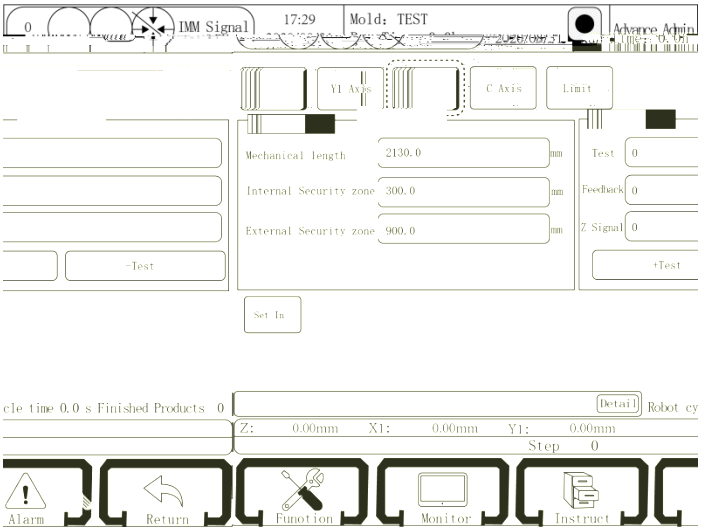
0
IMM Signal
17:29
Mold: TEST
Advance Admin
Y1 Axis
C Axis
Limit
Mechanical length
2130.0
mm
Internal Security zone
300.0
mm
External Security zone
900.0
mm
Test
0
Feedback
0
Z Signal
0
-Test
+Test
Set In
cle time 0.0 s Finished Products 0
Detail
Robot cy
Z: 0.00mm X1: 0.00mm Y1: 0.00mm
Step 0
Alarm
Return
Funotion
Monitor
Instruct

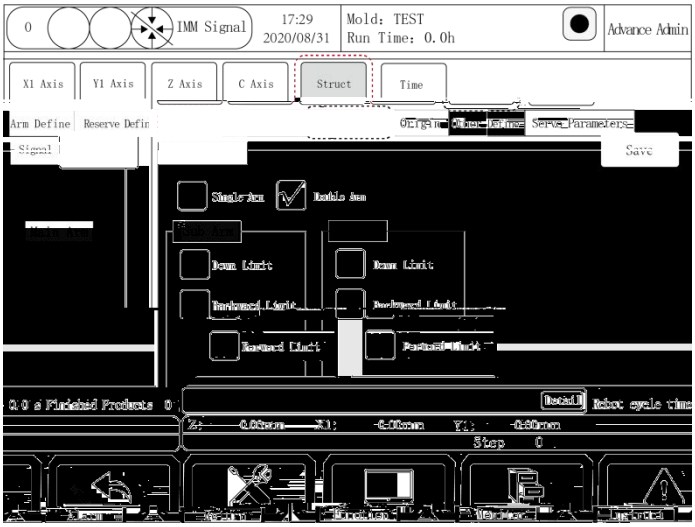
0
IMM Signal
17:29
2020/08/31
Mold: TEST
Run Time: 0.0h
Advance Admin
X1 Axis
Y1 Axis
Z Axis
C Axis
Struct
Time
Arm Define
Reserve Defin
Save
Single Arm
Double Arm
Down Limit
Down Limit
Step 0

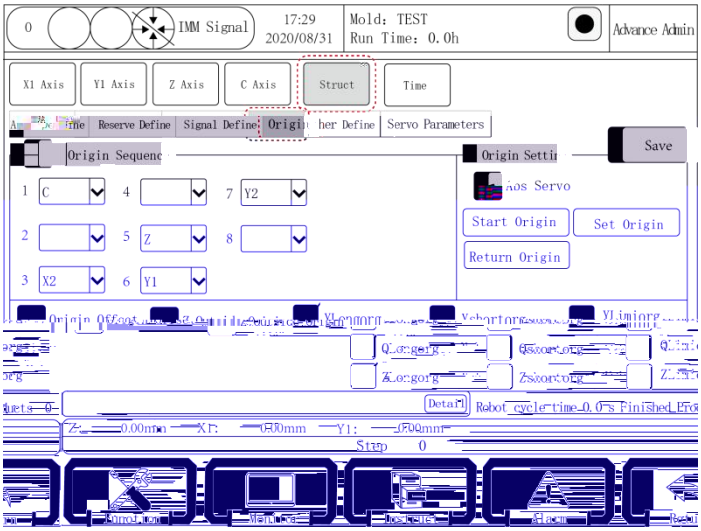
0
IMM Signal
17:29
2020/08/31
Mold: TEST
Run Time: 0.0h
Advance Admin
X1 Axis
Y1 Axis
Z Axis
C Axis
Struct
Time
Reserve Define
Signal Define
Servo Parameters
Save
Origin Sequenc
Origin Settin
Start Origin
Set Origin
Return Origin
1 C
4
7 Y2
2
5 Z
8
3 X2
6 Y1
Detail
Step 0

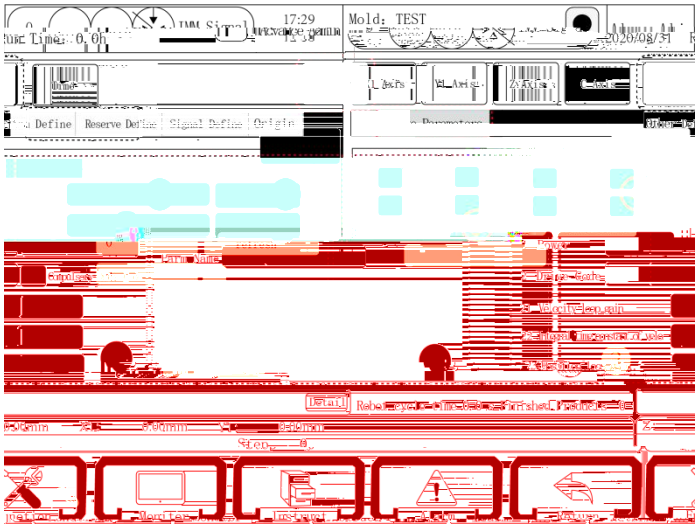
17:29
Mold: TEST
Reserve Define
Signal Define
Origin

HUACHENG

IMM Signal
Mold: TEST
Run Time: 0.0h
Advance Admin
Z Axis
C Axis
Time
3.0
S=Arm up
Horizontal-1
Secondary arm down
Vertical-2
Secondary arm go forward
Horizontal-2
S=arm go backward
Main Arm Forward
Main Arm Backward
Come_In
Step

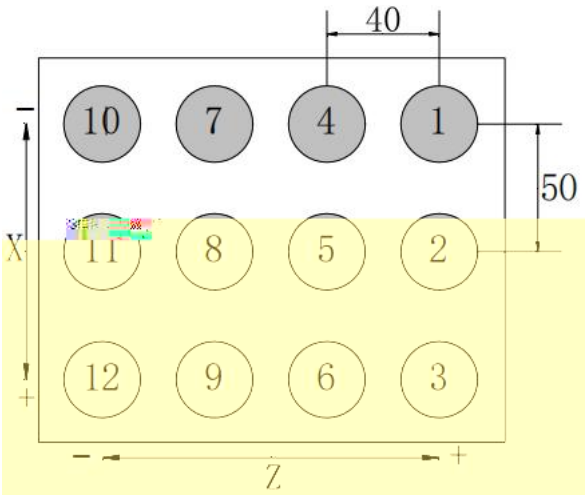
40
50
10
7
4
1
11
8
5
2
12
9
6
3
X
Z

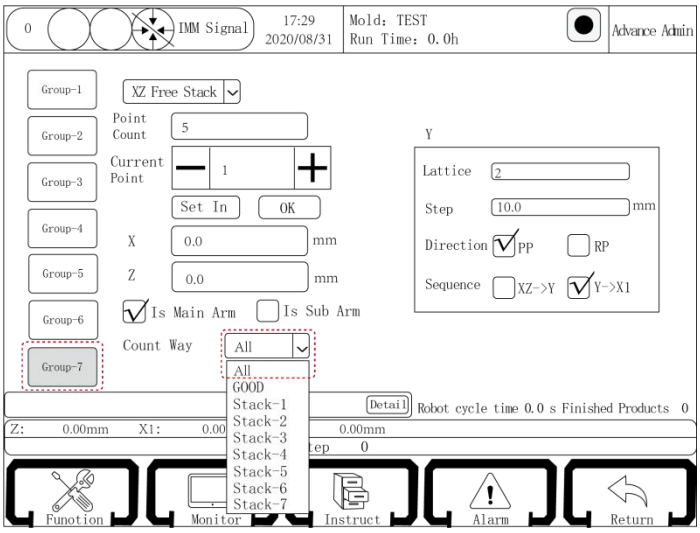
0
IMM Signal
17:29
2020/08/31
Mold: TEST
Run Time: 0.0h
Advance Admin
Group-1
Group-2
Group-3
Group-4
Group-5
Group-6
Group-7
XZ Free Stack
Point Count
5
Current Point
1
Set In
OK
X
0.0
mm
Z
0.0
mm
Is Main Arm
Is Sub Arm
Count Way
All
All
GOOD
Stack-1
Stack-2
Stack-3
Stack-4
Stack-5
Stack-6
Stack-7
Y
Lattice
2
Step
10.0
mm
Direction
PP
RP
Sequence
XZ->Y
Y->X1
Detail
Robot cycle time 0.0 s Finished Products 0
Z: 0.00mm
X1:
0.00mm
Funotion
Monitor
Instruct
Alarm
Return

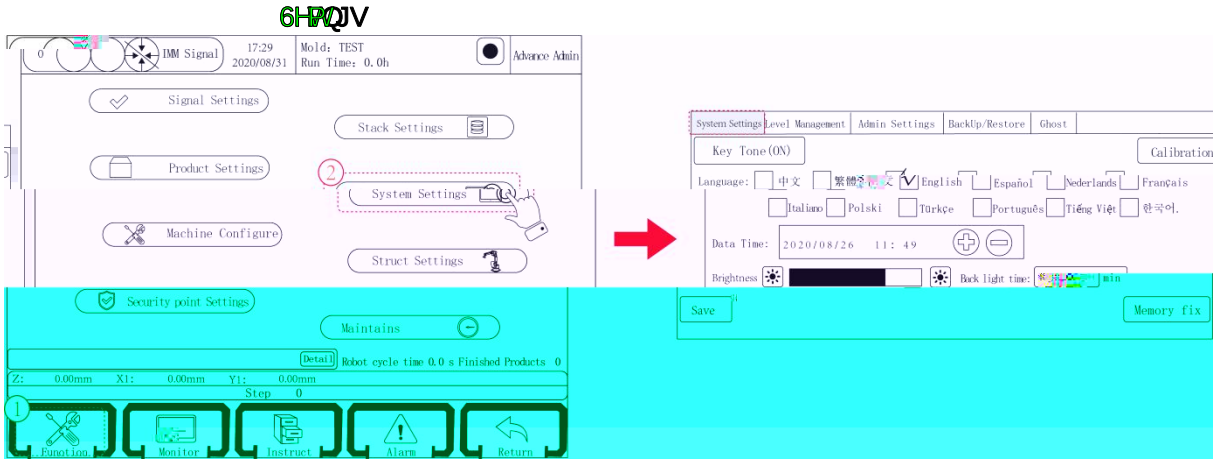
IMM Signal
17:29
2020/08/31
Mold: TEST
Run Time: 0.0h
Advance Admin
Signal Settings
Stack Settings
Product Settings
System Settings
Machine Configure
Struct Settings
Security point Settings
Maintains
Detail
Robot cycle time 0.0 s Finished Products 0
Z: 0.00mm X1: 0.00mm Y1: 0.00mm
Step 0
Function
Monitor
Instruct
Alarm
Return
System Settings
Level Management
Admin Settings
BackUp/Restore
Ghost
Key Tone(ON)
Calibration
Language:
中文
English
Español
Nederlands
Français
Italiano
Polski
Türkçe
Português
Tiếng Việt
한국어.
Data Time:
2020/08/26 11: 49
Brightness
Back light time:
min
Save
Memory fix

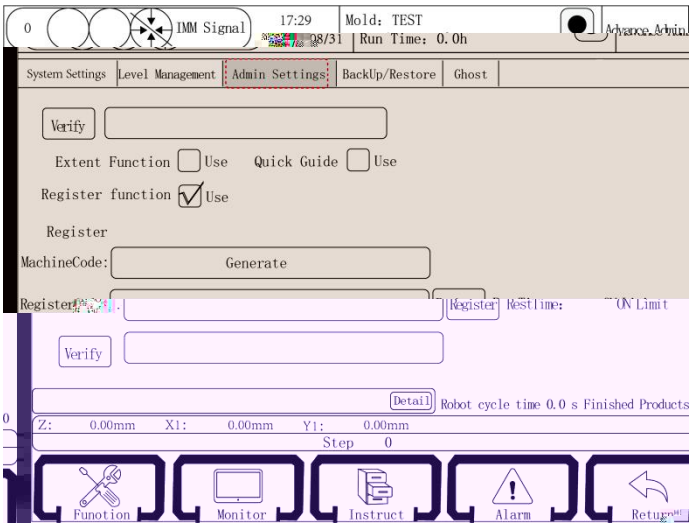
IMM Signal
17:29
Mold: TEST
Run Time: 0.0h
System Settings
Level Management
Admin Settings
BackUp/Restore
Ghost
Verify
Extent Function
Use
Quick Guide
Use
Register function
Use
Register
MachineCode:
Generate
Verify
Detail
Robot cycle time 0.0 s Finished Products
Z: 0.00mm X1: 0.00mm Y1: 0.00mm
Step 0
Funotion
Monitor
Instruct
Alarm

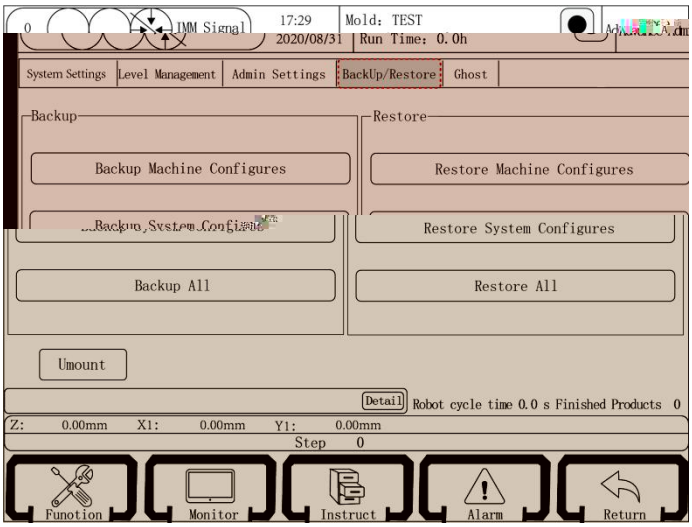
IMM Signal
17:29
2020/08/31
Mold: TEST
Run Time: 0.0h
System Settings
Level Management
Admin Settings
BackUp/Restore
Ghost
Backup
Restore
Backup Machine Configures
Restore Machine Configures
Restore System Configures
Backup All
Restore All
Umount
Detail
Robot cycle time 0.0 s Finished Products 0
Z: 0.00mm X1: 0.00mm Y1: 0.00mm
Step 0
Funotion
Monitor
Instruct
Alarm
Return

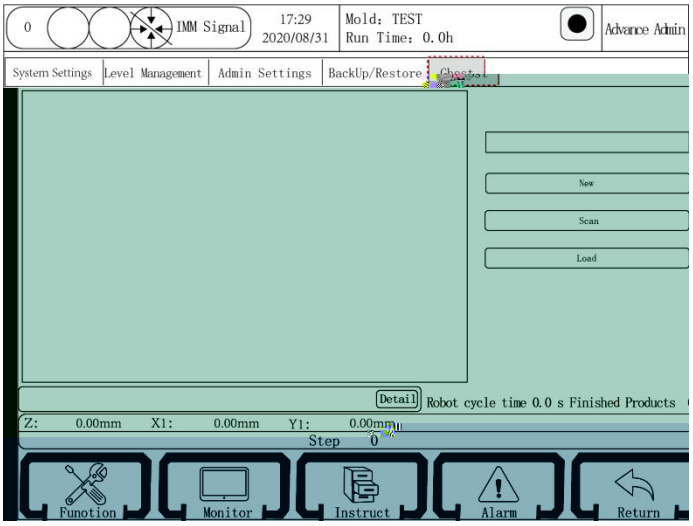
0
IMM Signal
17:29
2020/08/31
Mold: TEST
Run Time: 0.0h
Advance Admin
System Settings
Level Management
Admin Settings
BackUp/Restore
New
Scan
Load
Detail
Robot cycle time 0.0 s Finished Products
Z: 0.00mm X1: 0.00mm Y1: 0.00mm
Step 0
Funotion
Monitor
Instruct
Alarm
Return

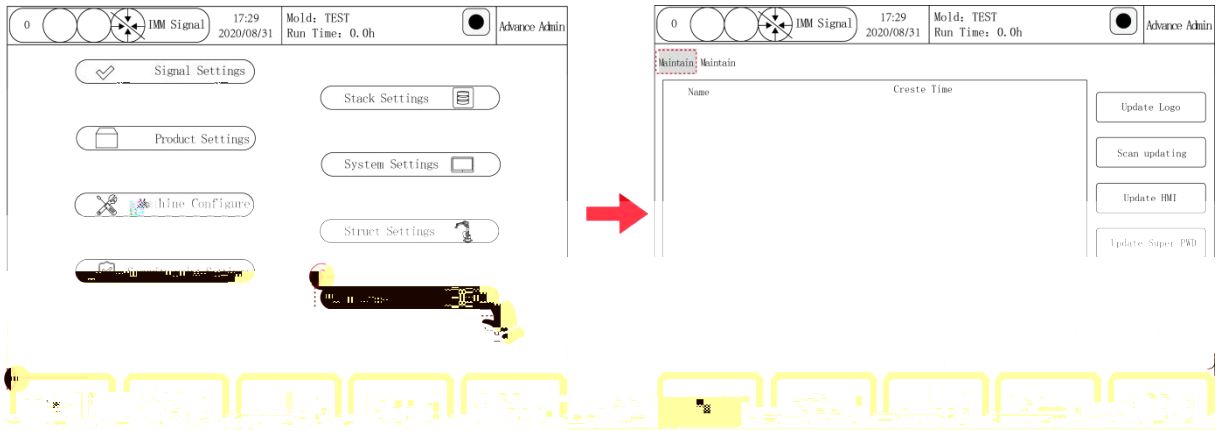
0
IMM Signal
17:29
2020/08/31
Mold: TEST
Run Time: 0.0h
Advance Admin
Signal Settings
Product Settings
Stack Settings
System Settings
Struct Settings
Maintain
Name
Creste Time
Update Logo
Scan updating
Update HMI

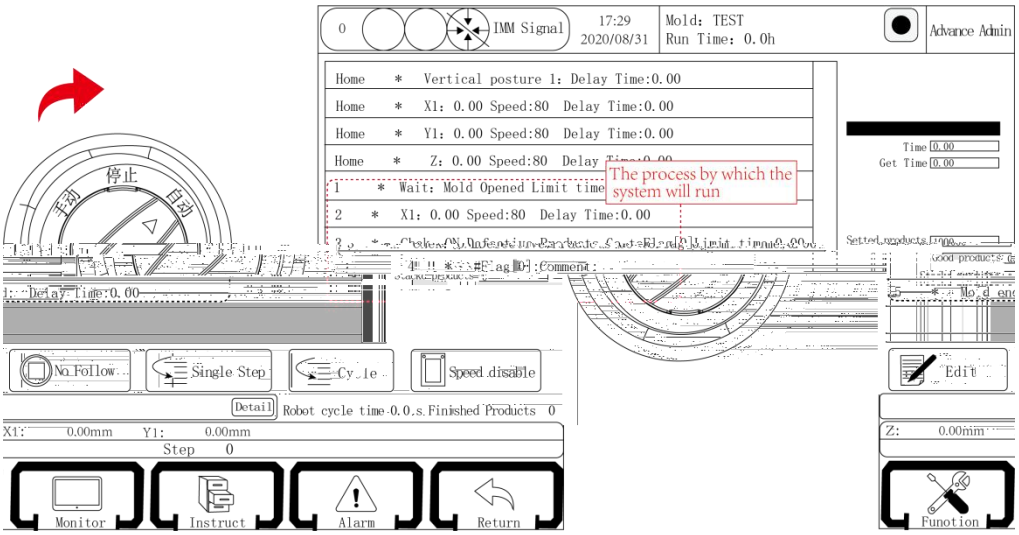
IMM Signal
17:29
2020/08/31
Mold: TEST
Run Time: 0.0h
Advance Admin
Home * Vertical posture 1: Delay Time:0.00
Home * X1: 0.00 Speed:80 Delay Time:0.00
Home * Y1: 0.00 Speed:80 Delay Time:0.00
Home * Z: 0.00 Speed:80 Delay
1 * Wait: Mold Opened Limit time
2 * X1: 0.00 Speed:80 Delay Time:0.00
The process by which the system will run
Time 0.00
Get Time 0.00
Delay Time:0.00
No Follow
Single Step
Cycle
Speed disable
Edit
Detail
Robot cycle time 0.0 s. Finished Products 0
X1: 0.00mm Y1: 0.00mm
Step 0
Z: 0.00mm
Monitor
Instruct
Alarm
Return
Funotion

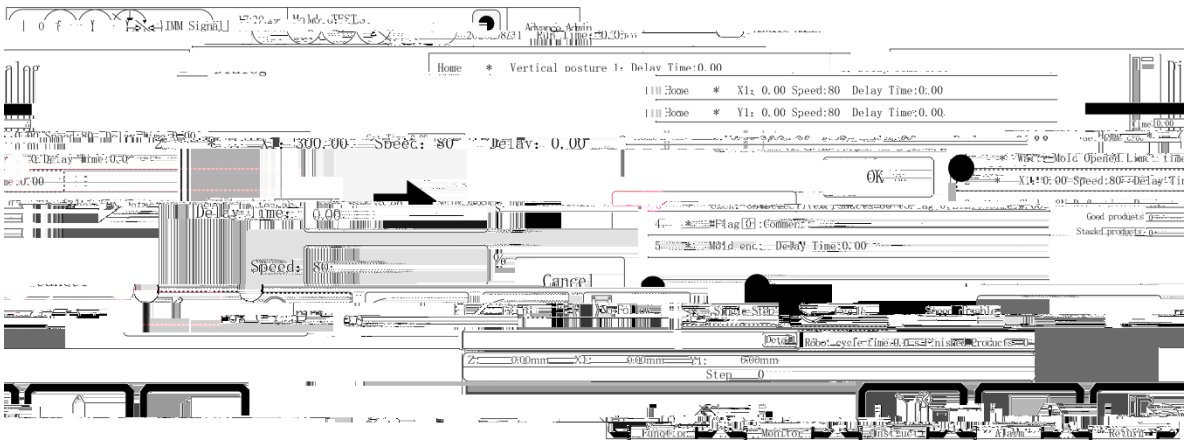
IMM Signal
Home * Vertical posture 1: Delay Time:0.00
Home * X1: 0.00 Speed:80 Delay Time:0.00
Home * Y1: 0.00 Speed:80 Delay Time:0.00
OK
Cancel
Speed: 80
Step 0

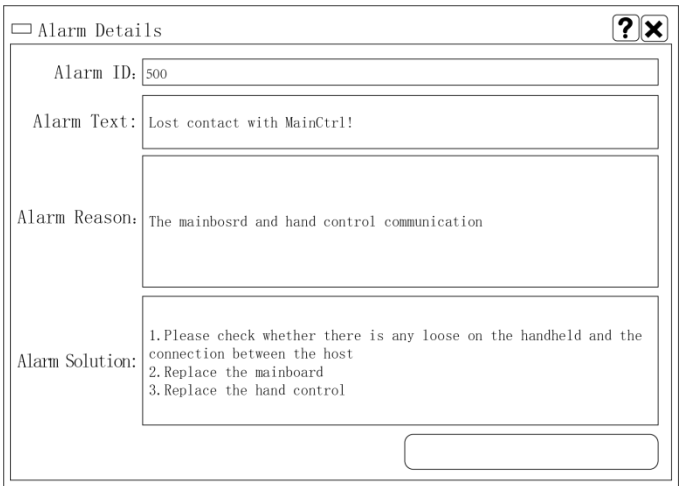
Alarm Details
Alarm ID:
500
Alarm Text:
Lost contact with MainCtrl!
Alarm Reason:
The mainbosrd and hand control communication
Alarm Solution:
1.Please check whether there is any loose on the handheld and the connection between the host
2.Replace the mainboard
3.Replace the hand control

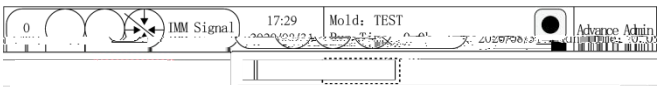
0
IMM Signal
17:29
Mold: TEST
Advance Admin

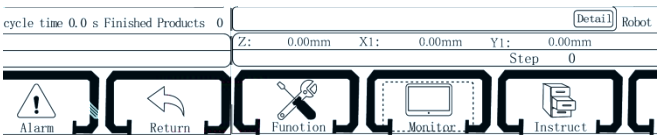
cycle time 0.0 s Finished Products 0
Detail
Robot
Z: 0.00mm X1: 0.00mm Y1: 0.00mm
Step 0
Alarm
Return
Function
Monitor
Instruct

[redacted]

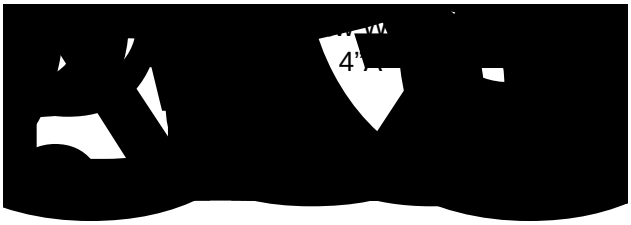
4'

HUACHENG

WDFN

VL

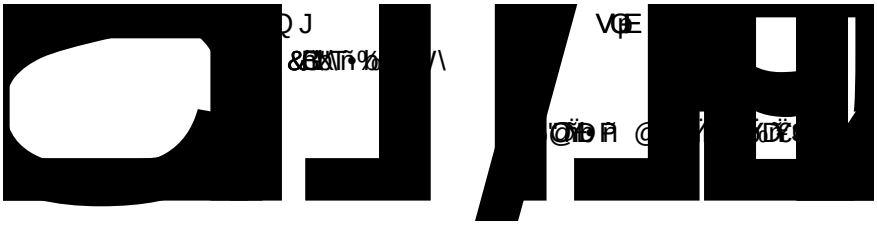



HUACHENG

Core supplier in the field of industrial control

Shenzhen Huacheng Industrial Control Co., LTD